



2012 Census of Philippine Business and Industry

ACCOMMODATION AND FOOD SERVICE ACTIVITIES

Final Results for NCR (Total Employment of 20 and Over)

Philippine Statistics Authority-National Capital Region

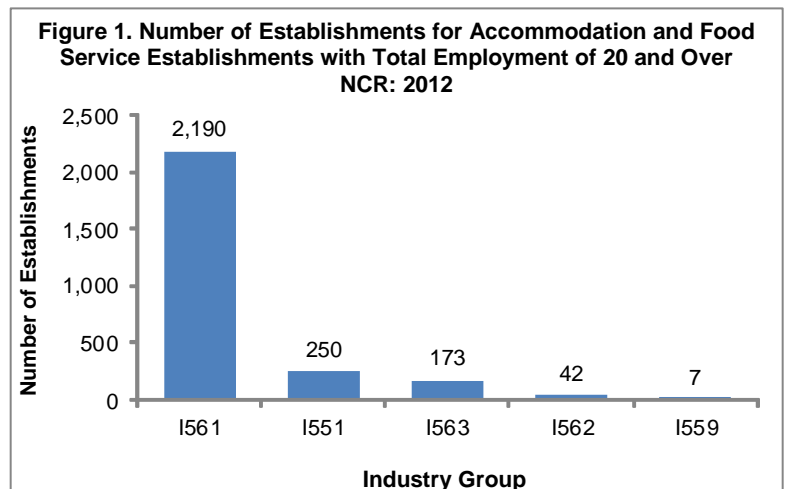
Factsheet: 2012CPBI-05
Date Released: December 27, 2016

Number of Establishments

A total of 2,662 establishments were engaged in Accommodation and Food Service Activities in 2012. The sector was dominated by the following industries in terms of number of establishments:

- Restaurants and mobile food service activities with 2,190(82.3%) establishments;
- Short term accommodation activities with 250 (9.4%) establishments;
- Beverage serving activities with 173 (6.5%) establishments.

(Figure 1 shows the Number of Establishments by Industry Group)

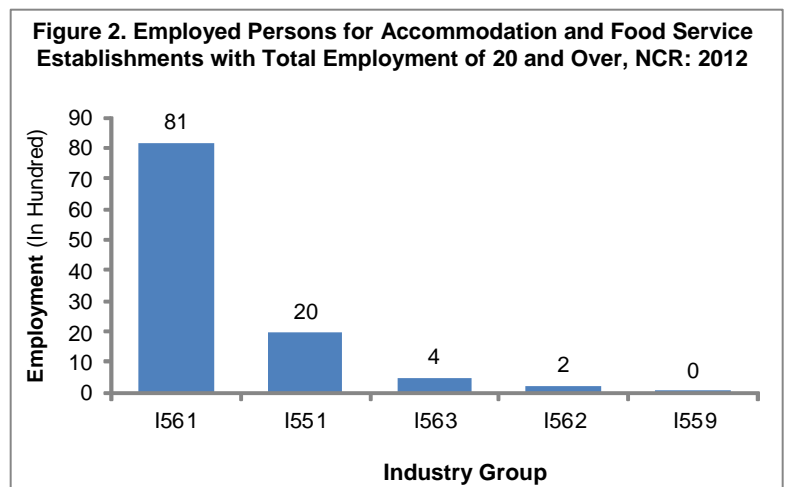


Employment

Accommodation and Food Service activities sector generated jobs for 107,710 workers in 2012. The following industries were the top employers:

- Restaurants and mobile food service activities employed a total of 81,380 (75.6%) workers;
- Short term accommodation activities with 19,725 (18.3%) workers;
- Beverage serving activities with 4,422 (4.1%) workers.

(Figure 2 shows the Employment by Industry Group)



Revenue and Value Added

Total revenue earned by the sector reached P136.1 billion in 2012. The sector generated value added of P42.9 billion. The top earners for the sector were the following industries:

- Restaurants and mobile food service activities generated the highest revenue with P88.6 billion (65.1%) and value added of P22.9 billion (53.3%);
- Short term accommodation activities generated P41.7 billion (30.7%) revenue and value added of P18.0 billion (42.1%);
- Beverage serving activities earned P3.2 billion (2.4%) and generated value added of P1.0 billion (2.3%).

(Figure 3 shows the Revenue and Value Added by Industry Group)

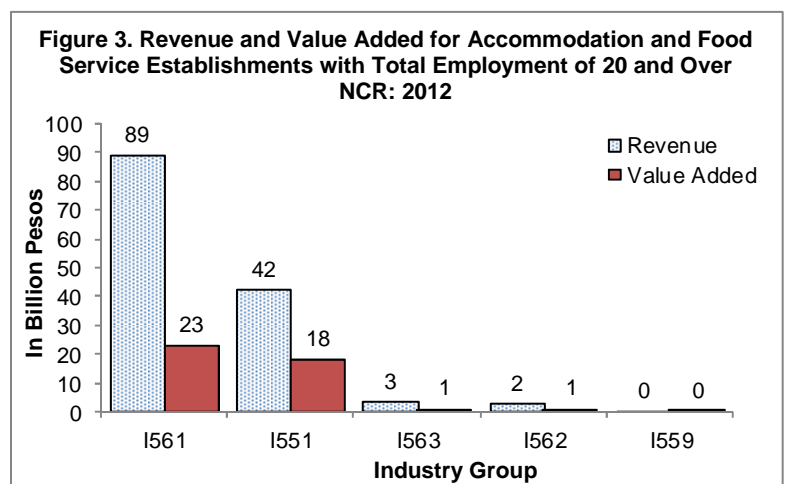



Table 1. Summary Statistics for Accommodation and Food Service Activities Establishments with Total Employment of 20 and Over by Industry Group, NCR: 2012 (Value in thousand pesos. Details may not add-up to total due to rounding add/or statistical disclosure control)

2009 PSIC Code	Industry Description	Number of Establishments	Employment as of November 15		Total Compensation	Total Revenue
			Total	Paid Employees		
		(1)	(2)	(3)	(4)	(5)
I	ACCOMMODATION AND FOOD SERVICE	2,662	107,710	106,669	19,204,678	136,087,009
I551	Short term accommodation activities	250	19,725	19,297	6,436,720	41,722,914
I559	Other accommodation	7	163	138	18,936	139,932
I561	Restaurants and mobile food service activities	2,190	81,380	81,070	11,785,310	88,567,172
I562	Event catering and other food service activities	42	2,020	1,852	368,037	2,415,727
I563	Beverage serving activities	173	4,422	4,312	595,675	3,241,264

2009 PSIC Code	Industry Description	Total Cost	Value Added	Gross Additions to Fixed Assets	Change in Inventories	Subsidies
I	ACCOMMODATION AND FOOD SERVICE	121,763,090	42,873,863	4,247,118	557,705	-
I551	Short term accommodation activities	35,321,791	18,032,747	2,463,446	56,554	-
I559	Other accommodation	76,426	110,397	-	119	-
I561	Restaurants and mobile food service activities	81,273,035	22,872,922	1,668,843	474,290	-
I562	Event catering and other food service activities	2,026,296	881,952	23,522	17,711	-
I563	Beverage serving activities	3,065,542	975,846	91,308	9,031	-

Source: 2012 Census of Philippine Business and Industry (Final Results), PSA

Note: PSIC- Philippine Standard and Industrial Classification

	For more inquiries, please contact:
	<p>Ms. ROSALINDA P. BAUTISTA Regional Director, PSA-NCR E-mail: psa.ncr.rsso@gmail.com Tel. No.: (02) 714-1721/ (02)716-4921</p>
	For more information, please visit our website at:
	<p>http://www.psa.gov.ph http://nso-ncr.ph</p>