

2012 Census of Philippine Business and Industry FINANCIAL AND INSURANCE ACTIVITIES Final Results for NCR (Total Employment of 20 and Over)



Philippine Statistics Authority-National Capital Region

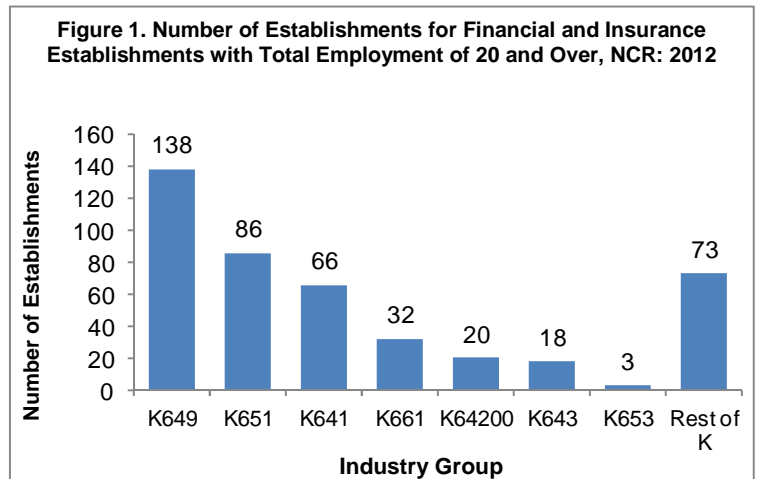
Factsheet: 2012CPBI-02
Date Released: November 29, 2016

Number of Establishments

In NCR a total of 436 establishments were engaged in Financial and Insurance Activities in 2012. The sector was dominated by the following industries in terms of number of establishments;

- Other financial service activities, except insurance and pension funding activities with 138 (31.7%) establishments
- Insurance with 80 (19.7%) establishments.
- Activities Auxiliary to Insurance and Pension Funding and Fund management activities with 73 (16.7%) establishments.

(Figure 1 shows the Number of Establishments by Industry Group)

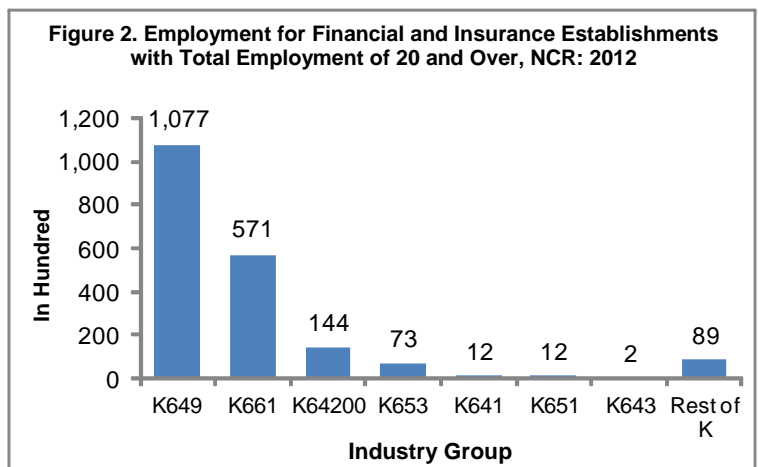


Employment

Financial and insurance activities sector generated jobs for 197,973 workers in 2012. The following industries were the top employers;

- Monetary intermediation employed a total of 107,736 (54.4%) workers.
- Other financial service activities, except insurance and pension funding activities with 57,122 (28.9%) workers.
- Insurance with 14,410 (7.3%) workers.

(Figure 2 shows Employment by Industry Group)



Revenue and Value Added

Total revenue earned by the sector reached P948.5 billion in 2012. The sector generated value added of P461.7 billion. The top earners for the sector were the following industries;

- Monetary intermediation generated the highest revenue with P482.2 billion (50.8%) and value added of P277.2 billion (60.0%).
- Activities of holding companies generated P189.6 billion (20.0%) revenue and value added of P98.8 billion (21.4%).
- Insurance earned P129.3 billion (13.6%) and generated value added of P6.5 billion (1.4%).

(Figure 3 shows Revenue and Value Added by Industry Group)

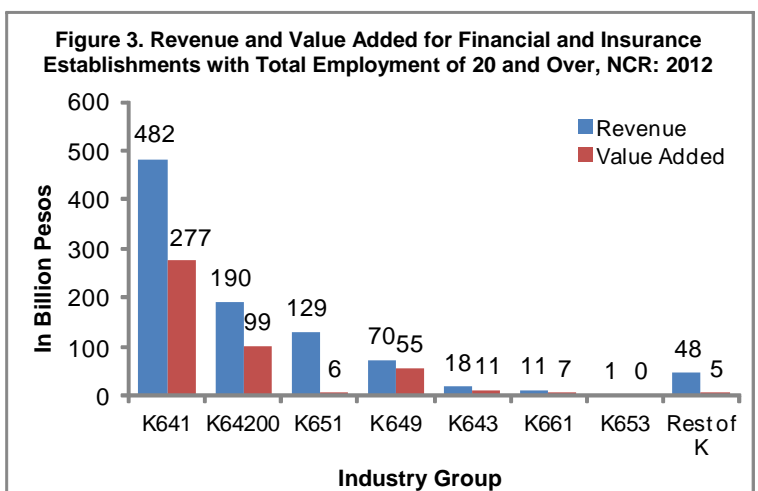



Table 1. Summary Statistics for Financial and Insurance Activities Establishments with Total Employment of 20 and Over by Industry Group: NCR, 2012 (Value in thousand pesos. Details may not add-up to total due to rounding add/or statistical disclosure control)

2009 PSIC Code	Industry Description	Number of Establishments	Employment as of November 15		Total Compensation	Total Revenue
			Total	Paid Employees		
			(1)	(2)		
K	FINANCIAL AND INSURANCE ACTIVITIES	436	197,973	197,707	128,831,553	948,494,233
K641	Monetary Intermediation	66	107,736	107,718	77,326,411	482,247,963
K64200	Activities of holding companies	20	1,174	1,174	16,771,771	189,590,089
K643	Trusts, fund and other financial vehicles	18	1,184	1,177	1,679,623	17,505,924
K649	Other financial service activities, except insurance and pension funding activities	138	57,122	57,053	15,786,218	69,882,777
K651	Insurance	86	14,410	14,251	9,615,035	129,323,513
K653	Pension funding	3	212	212	103,061	871,317
K661	Activities auxiliary to financial service, except insurance and pension funding	32	7,255	7,252	3,092,058	11,281,842
K662	Activities auxiliary to insurance and pension funding	73	8,880	8,870	4,457,375	47,790,808
K663	Fund management activities					

2009 PSIC Code	Industry Description	Total Cost	Value Added	Gross Additions to Fixed Assets	Change in Inventories	Subsidies
K	FINANCIAL AND INSURANCE ACTIVITIES	694,649,237	461,696,817	21,044,566	-2,363,058	3,990,415
K641	Monetary Intermediation	346,883,951	277,209,283	9,464,439	-46,041	0
K64200	Activities of holding companies	122,059,527	98,795,147	9,404,140	191,211	0
K643	Trusts, fund and other financial vehicles	8,044,826	11,143,974	58,751	55,145	0
K649	Other financial service activities, except insurance and pension funding activities	53,253,156	55,307,489	762,115	257,858	500,000
K651	Insurance	112,838,112	6,462,108	801,869	-2,861,827	280,349
K653	Pension funding	358,938	295,502	699	-35	0
K661	Activities auxiliary to financial service, except insurance and pension funding	9,363,794	7,403,151	175,431	-304	0
K662	Activities auxiliary to insurance and pension funding	41,846,935	5,080,163	377,122	40,934	3,210,066
K663	Fund management activities					

Source: 2012 Census of Philippine Business and Industry (Final Results), PSA
PSIC- Philippine Standard and Industrial Classification



For more inquiries, please contact:

Ms. ROSALINDA P. BAUTISTA
Regional Director, PSA-NCR
E-mail: psa.ncr.rso@gmail.com
Tel. No.: (02) 714-1721/ (02)716-4921

For more information, please visit our website at:

<http://www.psa.gov.ph>
<http://psa-ncr.ph>