



2012 Census of Philippine Business and Industry

HUMAN HEALTH AND SOCIAL WORK ACTIVITIES

Final Results for NCR (Total Employment of 20 and Over)

Philippine Statistics Authority-National Capital Region

Factsheet: 2012CPBI-03
Date Released: December 27, 2016

Number of Establishments

A total of 299 establishments were engaged in Human Health and Social Work Activities in 2012. The sector was dominated by the following industries in terms of number of establishments:

- Medical and dental activities; Other human health activities with 144 (48.2%) establishments;
- Hospital Activities with 109 (36.5%) establishments;
- Social work activities without accommodation for the elderly and disabled; Other social work activities without accommodation, n.e.c with 25 (8.4%) establishments.

(Figure 1 shows the Number of Establishments by Industry Group)

Employment

Human health and social work activities sector generated jobs for 40,314 workers in 2012. The following industries were the top employers:

- Hospital activities employed a total of 30,827 (76.5%) workers;
- Medical and dental activities; Other human health activities with 6,286 (15.6%) workers;
- Social work activities without accommodation for the elderly and disabled; Other social work activities without accommodation, n.e.c with 1,938 (4.8%) workers.

(Figure 2 shows the Employment by Industry Group)

Revenue and Value Added

Total revenue earned by the sector reached P46.1 billion in 2012. The sector generated value added of P21.5 billion. The top earners for the sector were the following industries:

- Hospital activities generated the highest revenue with P37.0 billion (80.1%) and value added of P17.2 billion (80.3%);
- Medical and dental activities; Other human health activities generated P6.6 billion (14.4%) revenue and value added of P3.1 billion (14.3%);
- Social work activities without accommodation for the elderly and disabled; Other social work activities without accommodation, n.e.c earned P1.6 billion (3.5%) and generated value added of P0.7 billion (3.2%).

(Figure 3 shows the Revenue and Value Added by Industry Group)

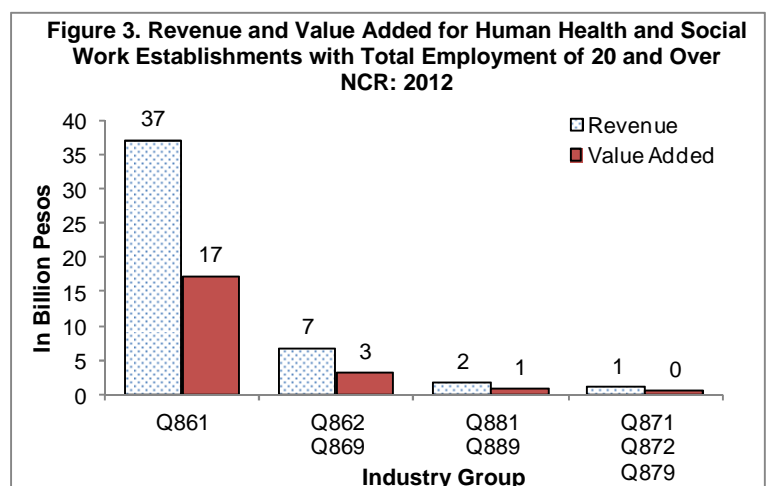
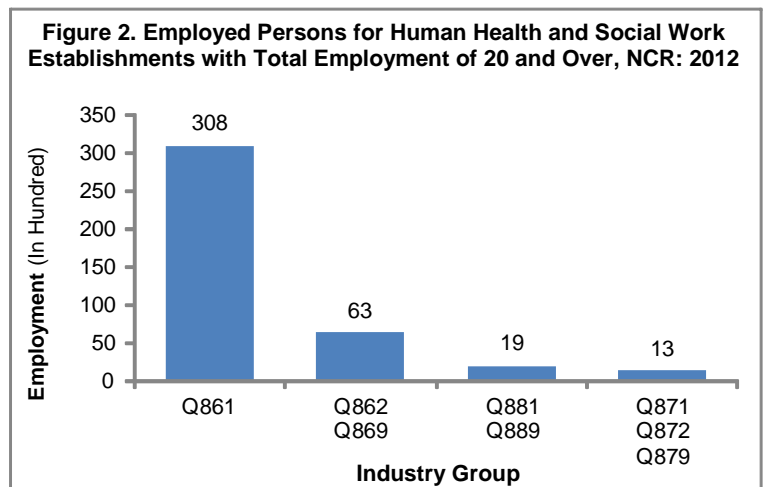
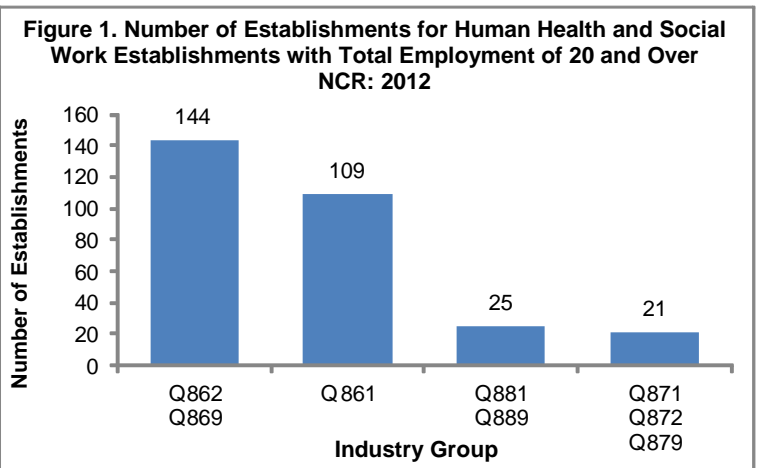



Table 1. Summary Statistics for Human Health and Work Activities Establishments with Total Employment of 20 and Over by Industry Group, NCR: 2012 (Value in thousand pesos. Details may not add-up to total due to rounding add/or statistical disclosure control)

2009 PSIC Code	Industry Description	Number of Establishments	Employment as of November 15		Total Compensation	Total Revenue
			Total	Paid Employees		
		(1)	(2)	(3)	(4)	(5)
Q	HUMAN HEALTH AND SOCIAL WORK ACTIVITIES	299	40,314	39,920	10,965,106	46,130,986
Q861	Hospital Activities	109	30,827	30,664	8,911,082	36,956,415
Q862	Medical and dental practice activities)	144	6,286	6,249	1,300,311	6,644,176
Q869	Other human health activities)					
Q871	Residential nursing care facilities)					
Q872	Residential care activities for mental retardation, mental health and substance abuse)	21	1,263	1,145	228,055	897,336
Q879	Other residential care activities, n.e.c.)	25	1,938	1,862	525,657	1,633,058
Q881	Social work activities without accommodation for the elderly and disabled)					
Q889	Other social work activities without accommodation, n.e.c.)					

2009 PSIC Code	Industry Description	Total Cost	Value Added	Gross Additions to Fixed Assets	Change in Inventories	Subsidies
Q	HUMAN HEALTH AND SOCIAL WORK ACTIVITIES	40,880,038	21,459,253	2,389,783	210,471	-
Q861	Hospital Activities	33,130,315	17,227,253	2,195,445	330,430	-
Q862	Medical and dental practice activities)	5,341,784	3,078,422	181,938	-121,818	-
Q869	Other human health activities)					
Q871	Residential nursing care facilities)					
Q872	Residential care activities for mental retardation, mental health and substance abuse)	919,988	470,783	7,215	597	-
Q879	Other residential care activities, n.e.c.)	1,487,951	682,795	5,185	1,263	-
Q881	Social work activities without accommodation for the elderly and disabled)					
Q889	Other social work activities without accommodation, n.e.c.)					

Source: 2012 Census of Philippine Business and Industry (Final Results), PSA

Note: PSIC- Philippine Standard and Industrial Classification
)- Data combined

	For more inquiries, please contact:
	Ms. ROSALINDA P. BAUTISTA Regional Director, PSA-NCR E-mail: psa.ncr.rsso@gmail.com Tel. No.: (02) 714-1721/ (02)716-4921
	For more information, please visit our website at:
	http://www.psa.gov.ph http://nso-ncr.ph