

2012 Census of Philippine Business and Industry

PRIVATE EDUCATION

Final Results for NCR (Total Employment of 20 and Over)



Philippine Statistics Authority-National Capital Region

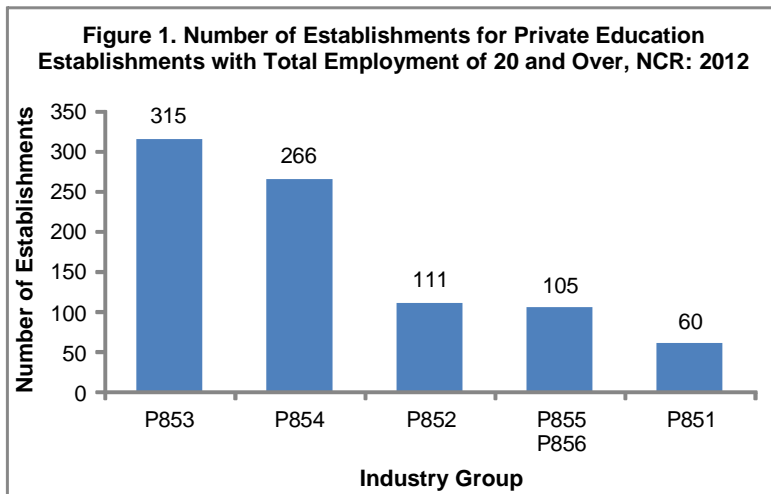
Factsheet: 2012CPBI-06
Date Released: February 28, 2017

Number of Establishments

A total of 857 establishments were engaged in Education in 2012. The sector was dominated by the following industries in terms of number of establishments:

- Secondary/high school education with 315 (36.8%) establishments;
- Higher education with 266 (31.0%) establishments;
- Primary/elementary education with 111 (13.0%) establishments.

(Figure 1 shows the Number of Establishments by Industry Group)

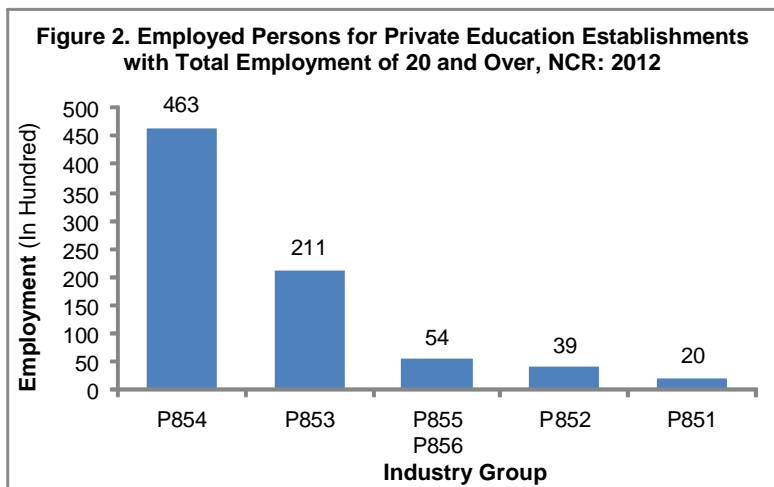


Employment

Education Establishment sector generated jobs for 78,666 workers in 2012. The following industries were the top employers:

- Higher education employed a total of 46,321 (58.9%) workers;
- Secondary/high school education with 21,121 (26.8%) workers;
- Other education services and education support services with 5,412 (6.9%) workers.

(Figure 2 shows the Employment by Industry Group)



Revenue and Value Added

Total revenue earned by the sector reached P63.1 billion in 2012. The sector generated value added of P41.9 billion. The top earners for the sector were the following industries:

- Higher education generated the highest revenue with P43.8 billion (69.4%) and value added of P29.2 billion (69.7%);
- Secondary/high school education generated P12.6 billion (20.0%) revenue and value added of P8.9 billion (21.2%);
- Other education services and education support services earned P4.0 billion (6.4%) and generated value added of P2.1 billion (5.0%).

(Figure 3 shows the Revenue and Value Added by Industry Group)

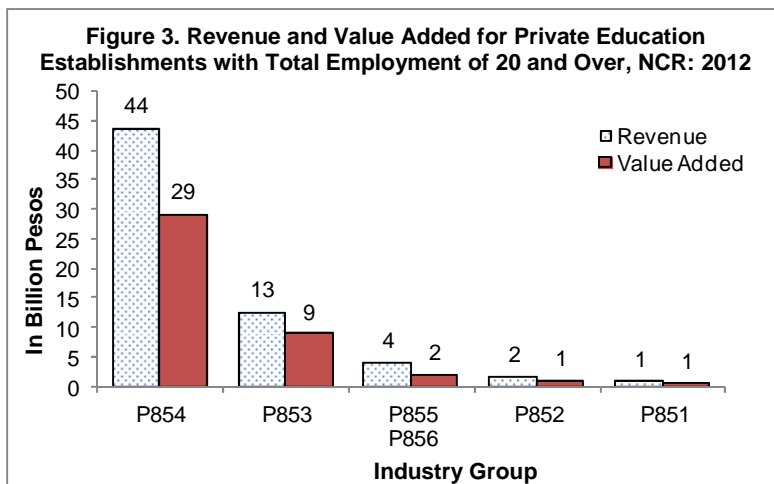


Table 1. Summary Statistics for Education Establishments with Total Employment of 20 and Over by Industry Group, NCR: 2012
(Value in thousand pesos. Details may not add-up to total due to rounding add/or statistical disclosure control)


2009 PSIC Code	Industry Description	Number of Establishments	Employment as of November 15		Total Compensation	Total Revenue
			Total	Paid Employees		
		(1)	(2)	(3)	(4)	(5)
P	PRIVATE EDUCATION	857	78,666	78,077	26,076,842	63,072,803
P851	Pre-primary/pre-school education	60	1,954	1,908	352,655	920,034
P852	Primary/elementary education	111	3,858	3,806	864,785	1,758,379
P853	Secondary/high school education	315	21,121	20,899	6,286,961	12,618,494
P854	Higher education	266	46,321	46,134	17,195,764	43,767,551
P855	Other education services)	105	5,412	5,330	1,376,677	4,008,345
P856	Educational support services)					

2009 PSIC Code	Industry Description	Total Cost	Value Added	Gross Additions to Fixed Assets	Change in Inventories	Subsidies
P	PRIVATE EDUCATION	51,191,907	41,895,156	8,170,173	12,366	127,098
P851	Pre-primary/pre-school education	723,342	627,952	40,729	961	10
P852	Primary/elementary education	1,636,130	1,091,603	77,050	5,872	4,638
P853	Secondary/high school education	10,979,304	8,895,297	1,130,677	11,384	50,285
P854	Higher education	34,624,092	29,193,175	6,839,367	-6,563	71,026
P855	Other education services)	3,229,040	2,087,129	82,350	712	1,139
P856	Educational support services)					

Source: 2012 Census of Philippine Business and Industry (Final Results), PSA

Note: PSIC- Philippine Standard and Industrial Classification

)- Data combined

	For more inquiries, please contact:
	Ms. ROSALINDA P. BAUTISTA Regional Director, PSA-NCR E-mail: psa.ncr.rso@gmail.com Tel. No.: (02) 714-1721/ (02)716-4921
	For more information, please visit our website at:
	http://www.psa.gov.ph http://nso-ncr.ph