

## 2012 Census of Philippine Business and Industry REAL ESTATE ACTIVITIES Final Results for NCR (Total Employment of 20 and Over)



Philippine Statistics Authority-National Capital Region

Factsheet: 2012CPBI-04  
Date Released: December 27, 2016

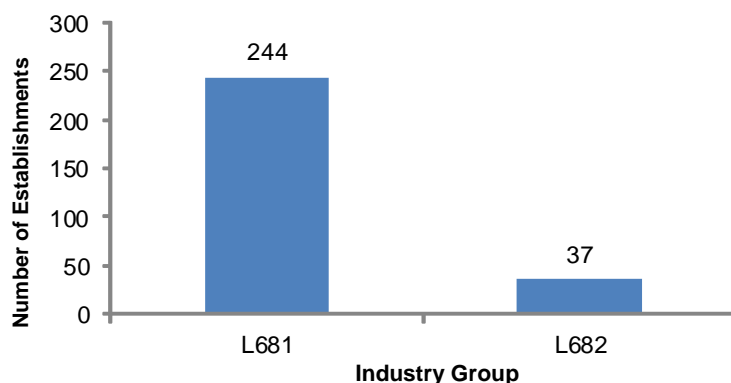
### Number of Establishments

A total of 281 establishments were engaged in Real Estate Activities in 2012. The sector was dominated by the following industries in terms of number of establishments:

- Real estate activities with own or leased property with 244 (86.8%) establishments;
- Real estate activities on a fee or contract basis with 37 (13.2%) establishments.

*(Figure 1 shows the Number of Establishments by Industry Group)*

**Figure 1. Number of Establishments for Real Estate Establishments with Total Employment of 20 and Over, NCR: 2012**



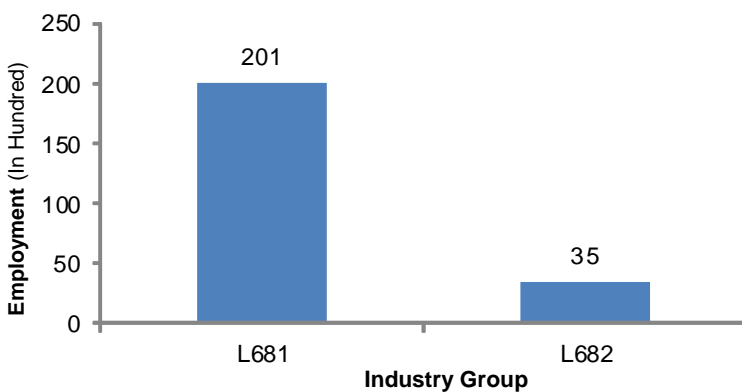
### Employment

Real Estate sector generated jobs for 23,605 workers in 2012. The following industries were the top employers:

- Real estate activities with own or leased property employed a total of 20,107 (85.2%) workers;
- Real estate activities on a fee or contract basis with 3,498 (14.8%) workers.

*(Figure 2 shows the Employment by Industry Group)*

**Figure 2. Employed Persons for Real Estate Establishments with Total Employment of 20 and Over, NCR: 2012**



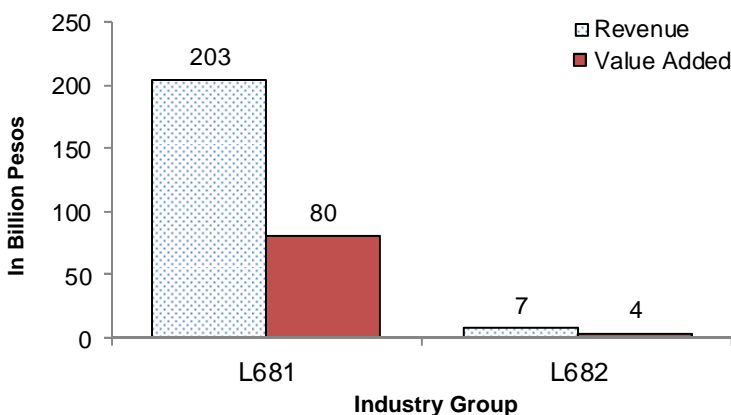
### Revenue and Value Added

Total revenue earned by the sector reached P209.7 billion in 2012. The sector generated value added of P84.1 billion. The top earners for the sector were the following industries:

- Real estate activities with own or leased property generated the highest revenue with P202.7 billion (96.6%) and value added of P80.4 billion (95.5%);
- Real estate activities on a fee or contract basis generated P7.1 billion (3.4%) revenue and value added of P3.8 billion (4.5%).

*(Figure 3 shows the Revenue and Value Added by Industry Group)*

**Figure 3. Revenue and Value Added for Real Estate Establishments with Total Employment of 20 and Over, NCR: 2012**




**Table 1. Summary Statistics for Real Estate Activities Establishments with Total Employment of 20 and Over by Industry Group, NCR: 2012** (Value in thousand pesos. Details may not add-up to total due to rounding add/or statistical disclosure control)

2009 PSIC Code	Industry Description	Number of Establishments	Employment as of November 15		Total Compensation	Total Revenue
			Total	Paid Employees		
		(1)	(2)	(3)	(4)	(5)
<b>L</b>	<b>REAL ESTATE ACTIVITIES</b>	<b>281</b>	<b>23,605</b>	<b>23,529</b>	<b>9,268,832</b>	<b>209,847,308</b>
L681	Real estate activities with own or leased property	244	20,107	20,048	7,705,873	202,713,389
L682	Real estate activities on a fee or contract basis	37	3,498	3,481	1,562,959	7,133,389

2009 PSIC Code	Industry Description	Total Cost	Value Added	Gross Additions to Fixed Assets	Change in Inventories	Subsidies
<b>L</b>	<b>REAL ESTATE ACTIVITIES</b>	<b>140,588,784</b>	<b>84,119,430</b>	<b>8,021,699</b>	<b>25,794,216</b>	<b>-</b>
L681	Real estate activities with own or leased property	135,223,655	80,361,256	7,067,243	25,794,729	-
L682	Real estate activities on a fee or contract basis	5,365,129	3,758,174	954,456	(513)	-

Source: 2012 Census of Philippine Business and Industry (Final Results), PSA  
PSIC- Philippine Standard and Industrial Classification



For more inquiries, please contact:

**Ms. ROSALINDA P. BAUTISTA**  
Regional Director, PSA-NCR  
E-mail: [psa.ncr.rso@gmail.com](mailto:psa.ncr.rso@gmail.com)  
Tel. No.: (02) 714-1721/ (02)716-4921

For more information, please visit our website at:

<http://www.psa.gov.ph>  
<http://psa-ncr.ph>