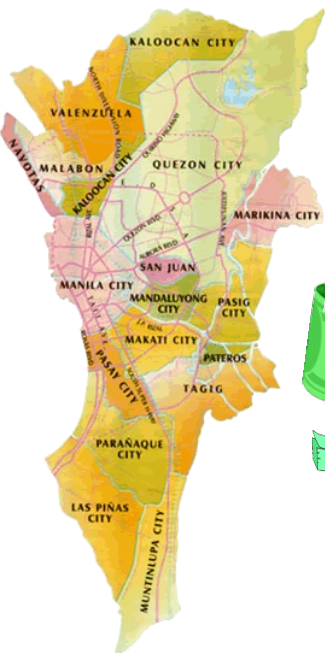




A monthly update on the summary of Consumer Price Index

February 2012 Issue



Consumer Price Index



Commodity

- Food and Non-Alcoholic Beverages
- Alcoholic Beverages and Tobacco
- Clothing and Footwear
- Housing, Water, Electricity, Gas and Other Fuel
- Furnishings, Household Equipment and Routine Maintenance of the House
- Health
- Transport
- Communication
- Recreation and Culture
- Education
- Restaurants and Miscellaneous Goods and Services

NCR Consumer Price Index



Table 1. Consumer Price Index for All Income Households by Commodity Group, NCR: January – December 2012
(2006 = 100)

Commodity Group	Jan	Feb	Mar	Apr	May	Jun	Jul	Aug	Sep	Oct	Nov	Dec
All Items (PHILIPPINES)	128.1	-	-	-	-	-	-	-	-	-	-	-
All Items (NCR)	122.8	-	-	-	-	-	-	-	-	-	-	-
Food and Non-Alcoholic Beverages	132.4	-	-	-	-	-	-	-	-	-	-	-
Alcoholic Beverages and Tobacco	119.9	-	-	-	-	-	-	-	-	-	-	-
Clothing and Footwear	122.9	-	-	-	-	-	-	-	-	-	-	-
Housing, Water, Electricity, Gas and Other Fuel	120.9	-	-	-	-	-	-	-	-	-	-	-
Furnishings, HH Eqmnt. & Routine Maintenance of the House	112.6	-	-	-	-	-	-	-	-	-	-	-
Health	129.8	-	-	-	-	-	-	-	-	-	-	-
Transport	113.8	-	-	-	-	-	-	-	-	-	-	-
Communication	93.1	-	-	-	-	-	-	-	-	-	-	-
Recreation and Culture	110.2	-	-	-	-	-	-	-	-	-	-	-
Education	135.5	-	-	-	-	-	-	-	-	-	-	-
Restaurants and Miscellaneous Goods and Services	119.4	-	-	-	-	-	-	-	-	-	-	-

Definition of Terms

CPI is the percent change in the average prices of goods and services commonly bought by a group of households from the base period.

Base Period is the period, usually a year, at which the index number is set to 100. It is the reference period of the index number series. The CPI uses year 2000 as the base period.

Market Basket refers to a sample of goods and services that are commonly purchased by a group of households in a particular area. *The NCR market basket is composed of 701 commodities for the 2000 based CPI.*

Inflation Rate is the annual rate of change or the year-to-year change in the CPI.

Purchasing Power of Peso is the measure of the real value of the peso in a given period relative to a chosen base period.

Figure 1. CPI for All Income Households, NCR: January–December 2011 and January 2012
(2006 =100)

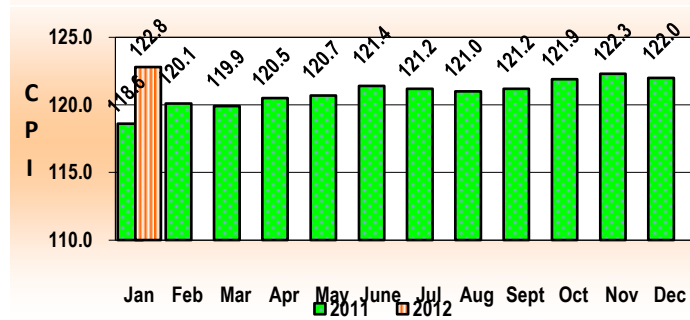


Figure 2. Inflation Rate, NCR: January–December 2011 and January 2012
(2006 = 100)

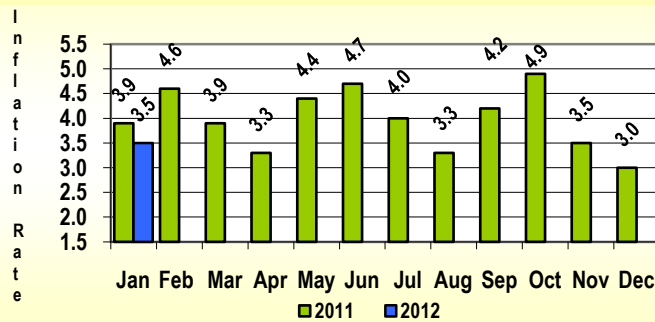


Figure 3. Purchasing Power of the Peso, NCR: January–December 2011 and January 2012
(2006 = 100)

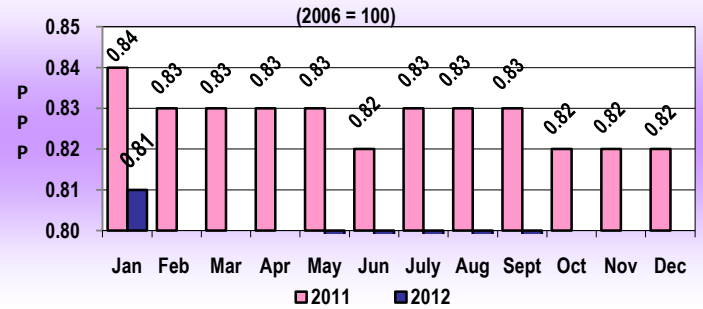


Table 2. Inflation Rate for All Income Households by Commodity Group, NCR: January – December 2012
(2006 = 100)

Commodity Group	Jan	Feb	Mar	Apr	May	Jun	Jul	Aug	Sep	Oct	Nov	Dec
All Items (PHILIPPINES)	3.9	-	-	-	-	-	-	-	-	-	-	-
All Items (NCR)	3.5	-	-	-	-	-	-	-	-	-	-	-
Food and Non-Alcoholic Beverages	1.8	-	-	-	-	-	-	-	-	-	-	-
Alcoholic Beverages and Tobacco	2.6	-	-	-	-	-	-	-	-	-	-	-
Clothing and Footwear	3.7	-	-	-	-	-	-	-	-	-	-	-
Housing, Water, Electricity, Gas and Other Fuel	5.3	-	-	-	-	-	-	-	-	-	-	-
Furnishings, HH Eqpmnt., & Routine Maintenance of the House	0.4	-	-	-	-	-	-	-	-	-	-	-
Health	2.5	-	-	-	-	-	-	-	-	-	-	-
Transport	5.1	-	-	-	-	-	-	-	-	-	-	-

r – revised

For inquiries, please contact:

NSO-National Capital Region

4th Flr. Philippine Bible Society (PBS) Building
3961 R. Magsaysay Blvd., Sta. Mesa, Manila

Or visit NSO website at:

www.census.gov.ph

