



SPECIAL RELEASE

FINAL RESULTS PRIVATE BUILDING CONSTRUCTION STATISTICS FOR NCR AND PHILIPPINES FOR THE YEAR 2011

Introduction

The final data series on construction statistics from approved building permits for the National Capital Region (NCR) and Philippines for the year 2011 is presented in this Special Release.

The final data set provides updates to the 2011 Special Releases on construction statistics. The sources of updates are additional approved building permits collected after cut-off dates because of data collection constraints. These additional documents were not yet available for inclusion in the tabulation of data on designated target dates.

The completeness of the number of building permits collected relies on the applications filed and approved by the Local Building Officials (LBOs) in all cities and municipalities nationwide. Building constructions without approved building permits are not included in the statistics presented in this report.

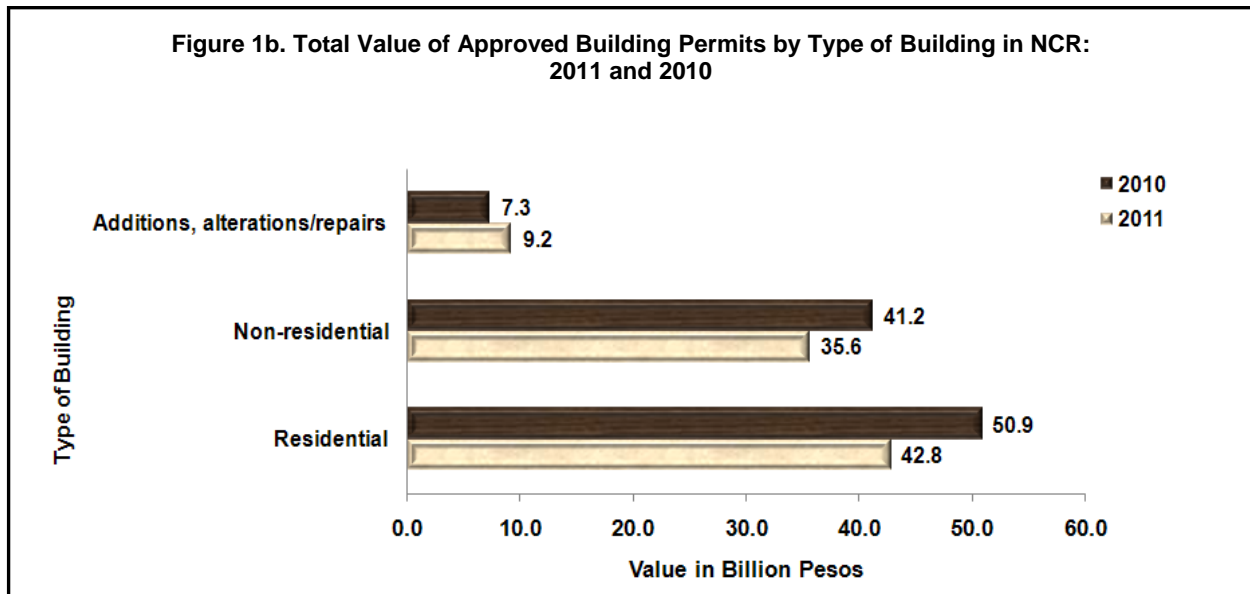
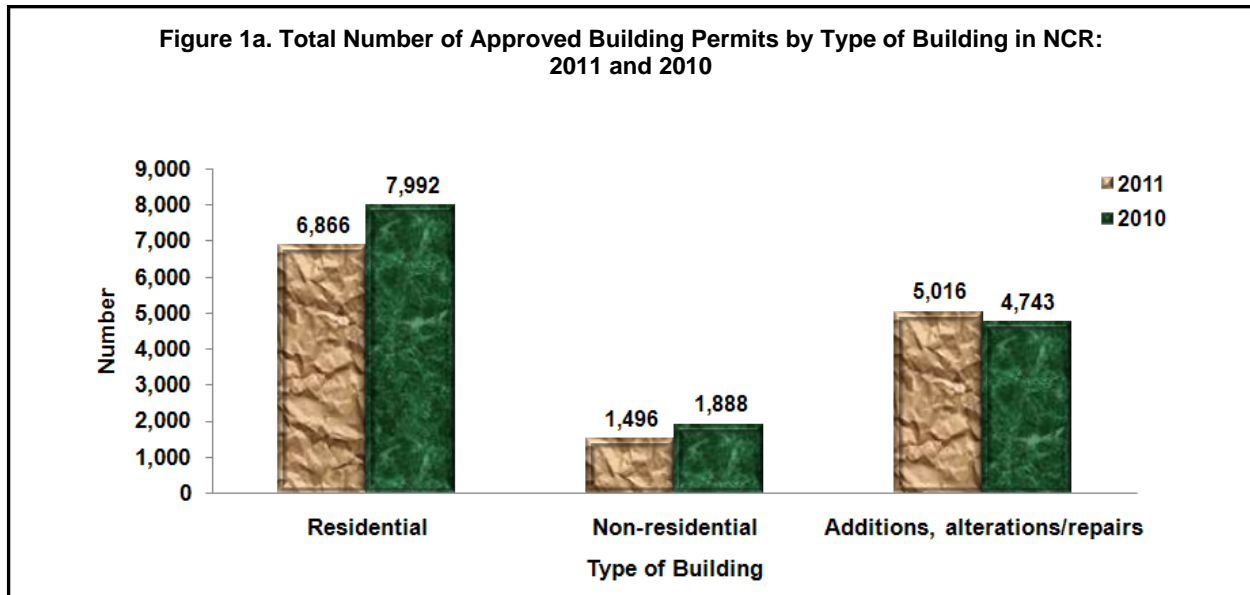
1. The final results show that the total number of approved building permits for residential and non-residential in NCR for the year 2011 was recorded at 13,378, comprising 11.9 percent of the total number of approved building permits for the country at 112,881.
2. The total floor area for approved building permits for residential and non-residential in NCR for 2011 was estimated at 6.3 million square meters, representing 29.5 percent of the total floor area for the Philippines which was estimated at 21.3 million square meters.
3. Aggregate value of construction for the approved building permits for residential and non-residential was estimated at ₱87.6 billion for 2011 for NCR. This accounted for 41.1 percent of the aggregate value of construction for the Philippines which was recorded at ₱212.9 billion.

Table 1. Summary of Results for Residential and Non-Residential Building, Philippines and NCR: 2011

Item	Philippines	NCR
Number	112,881	13,378
Floor Area (in square meters)	21,322,622	6,289,319
Value (in ₱1,000)	212,975,571	87,585,168

Source: Private Construction Statistics, ISD, NSO

Figure 1a and 1b compares the number and total of approved building permits by type of building in NCR during year 2010 and 2011.



Source: Industry Statistics Division, NSO

4. The final results show that the total number of approved building permits for single and duplex/quadplex building in NCR for the year 2011 reached 5,173 or 6.9 percent of the total approved building permits for the Philippines.

5. The total floor area for approved building permits for single and duplex/quadplex in NCR for 2011 was estimated at 1.1 million square meters, comprising 14.7 percent of the total floor area for approved building permits for the Philippines which was estimated at 7.2 million square meters.

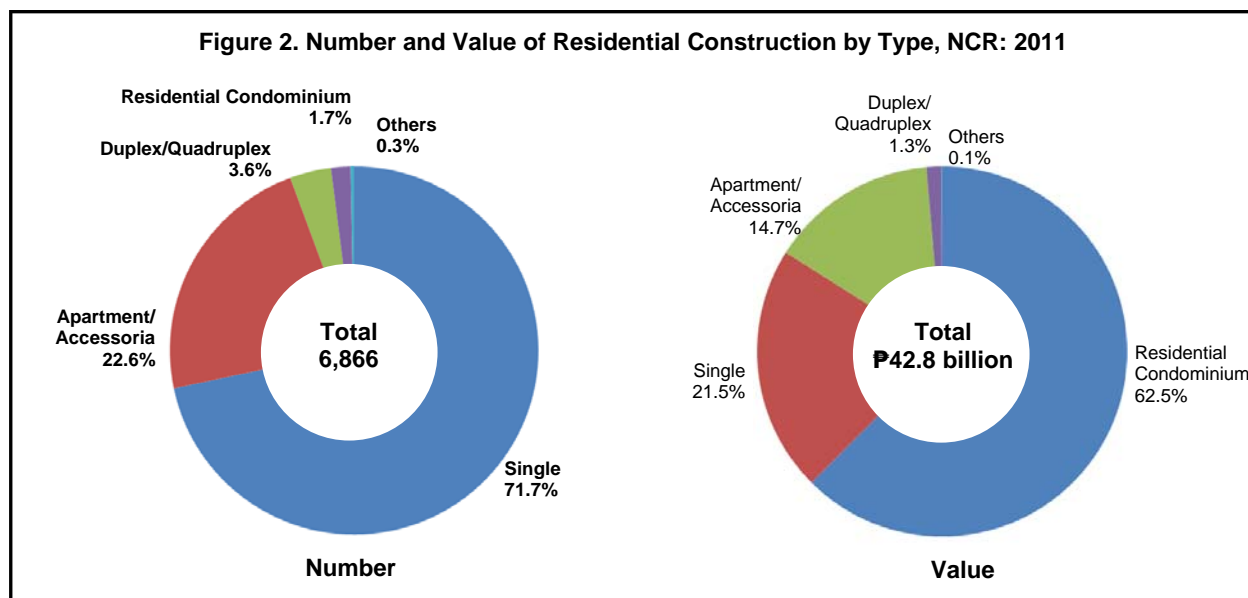
6. Aggregate value of construction for the approved building permits for single and duplex/quadplex in NCR for 2011 was recorded ₱9.8 billion representing 17.5 percent of the aggregate value of construction for the Philippines which was estimated at ₱55.7 billion.

Table 2. Summary of Results for Single and Duplex/Quadruplex Residential Building, Philippines and NCR: 2011

Item	Philippines	NCR
Number	74,792	5,173
Floor Area (in square meters)	7,227,740	1,059,873
Value (in ₱1,000)	55,694,527	9,757,521

Source: Industry Statistics Division, NSO

Figure 2 presents the percentage distribution of the number and value of residential construction by Type for NCR during the year 2011.



Source: Industry Statistics Division, NSO

7. The final results show that the total number of approved building permits for commercial and industrial type of non-residential building in NCR for the year 2011 was recorded at 993, comprising 9.4 percent of the total number of approved building permits for the Philippines which was recorded at 10,538.

8. The total floor area for approved building permits for commercial and industrial type of non-residential building in NCR for the year 2010 was estimated at 2.0 million square meters, representing 27.8 percent of the total floor area for approved building permits for the Philippines which was estimated at 7.1 million square meters.

9. Aggregate value of construction for the approved building permits for commercial and industrial was recorded at ₱31.6 billion in NCR. This accounted for 44.5 percent of the aggregate value of construction for the Philippines which was estimated at ₱71.1 billion.

Table 3. Summary of Results for Commercial and Industrial Building, Philippines and NCR: 2011

Item	Philippines	NCR
Number	10,538	993
Floor Area (in square meters)	7,089,801	1,970,840
Value (in ₱1,000)	71,074,888	31,595,499

Source: Industry Statistics Division, NSO

10. The final results show that the total number of approved building permits for banks and hotel/motel in NCR for the year 2011 was recorded at 103, representing 7.4 percent of the total number of approved building permits for the Philippines which was recorded at 1,392.

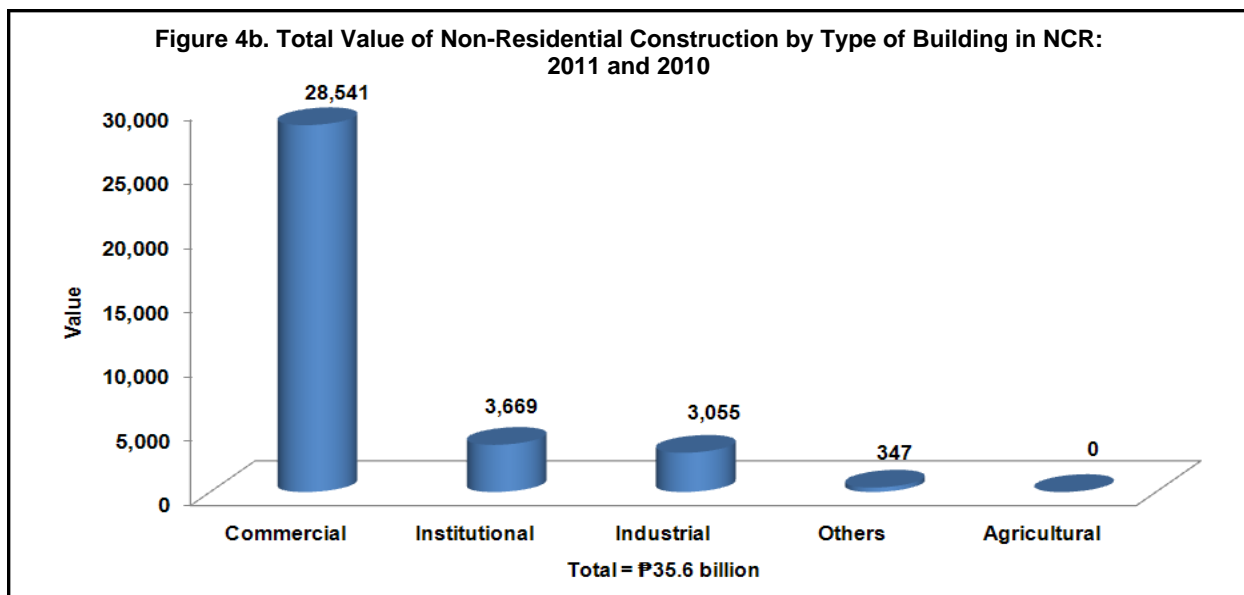
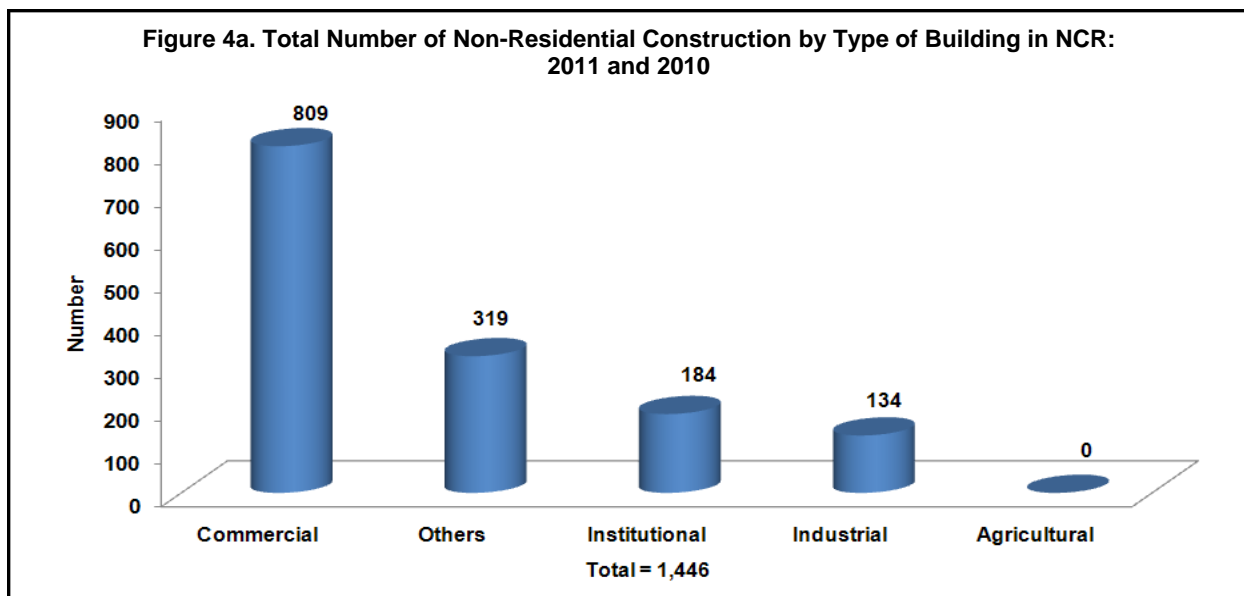
11. The total floor area for approved building permits for banks and hotel/motel for 2011 in NCR was estimated at 373.8 thousand square meters, which accounted for 37.5 percent of the total floor area for the Philippines which was estimated at 996.6 thousand square meters.

12. Aggregate value of construction for the approved building permits for banks and hotel/motel was ₱13.4 billion in NCR for the year 2011, comprising 67.8 percent of the aggregate value of commercial type of non-residential construction for the Philippines which was estimated at ₱19.7 billion.

Table 4. Summary of Results for Banks and Hotel/Motel Building, Philippines and NCR: 2011

Item	Philippines	NCR
Number	1,392	103
Floor Area (in square meters)	996,587	373,821
Value (in ₱1,000)	19,711,959	13,355,290

Source: Industry Statistics Division, NSO



Source: Industry Statistics Division, NSO

13. The final results show that the total approved building permits for factory and repair/machine shop for the year 2011 in NCR was recorded at 26, comprising 6.0 percent of the total number of approved building permits for the Philippines which was recorded at 435.

14. The total floor area for approved building permits for factory and repair/machine shop in NCR for the year 2011 was estimated at 57.6 thousand square meters, representing 13.7 percent of the total floor area for the Philippines which was estimated at 418.9 thousand square meters.

15. Aggregate value of construction for the approved building permits for factory and repair/machine shop was ₱611.8 million in NCR for the year 2011, which accounted for 12.8 percent of the aggregate value of industrial type of non-residential construction for the Philippines which was estimated at ₱4.8 billion.

Item	Philippines	NCR
Number	435	26
Floor Area (in square meters)	418,890	57,550
Value (in ₱1,000)	4,796,942	611,820

Source: Industry Statistics Division, NSO

Source: **National Statistics Office
Manila, Philippines**