



SPECIAL RELEASE

FINAL RESULTS PRIVATE BUILDING CONSTRUCTION STATISTICS FOR NCR AND PHILIPPINES FOR THE YEAR 2010

Introduction

The final data series on construction statistics from approved building permits for the National Capital Region (NCR) and Philippines for the year 2010 is presented in this Special Release.

The final data set provides updates to the 2010 Special Releases on construction statistics. The sources of updates are additional approved building permits collected after cut-off dates because of data collection constraints. These additional documents were not yet available for inclusion in the tabulation of data on designated target dates.

The completeness of the number of building permits collected relies on the applications filed and approved by the Local Building Officials (LBOs) in all cities and municipalities nationwide. Building constructions without approved building permits are not included in the statistics presented in this report.

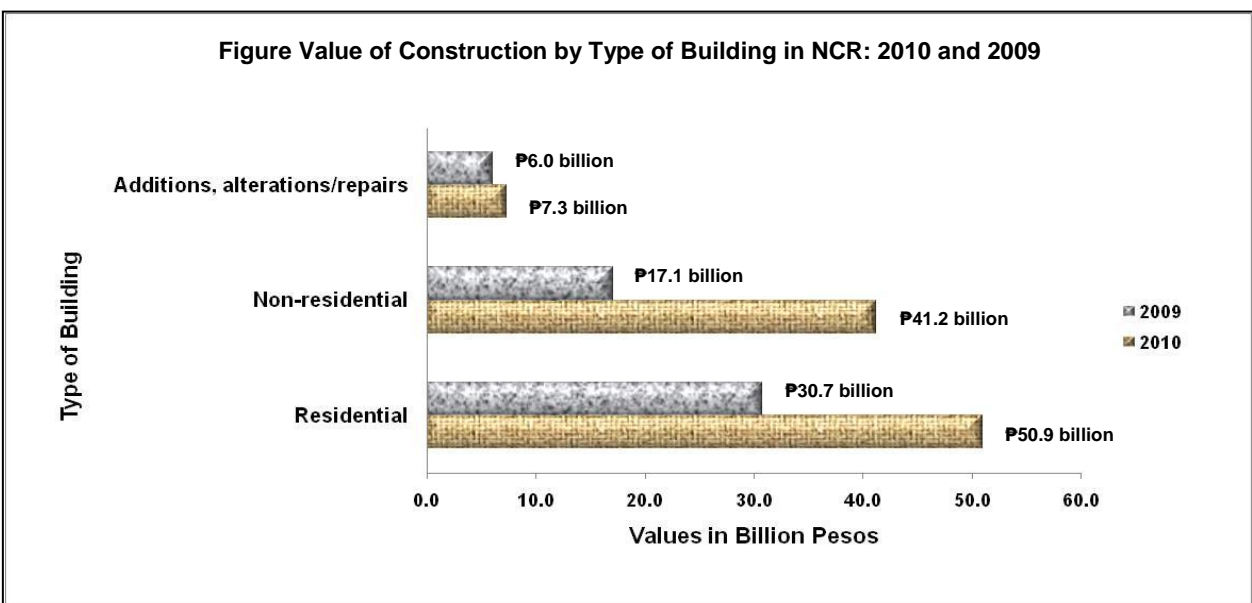
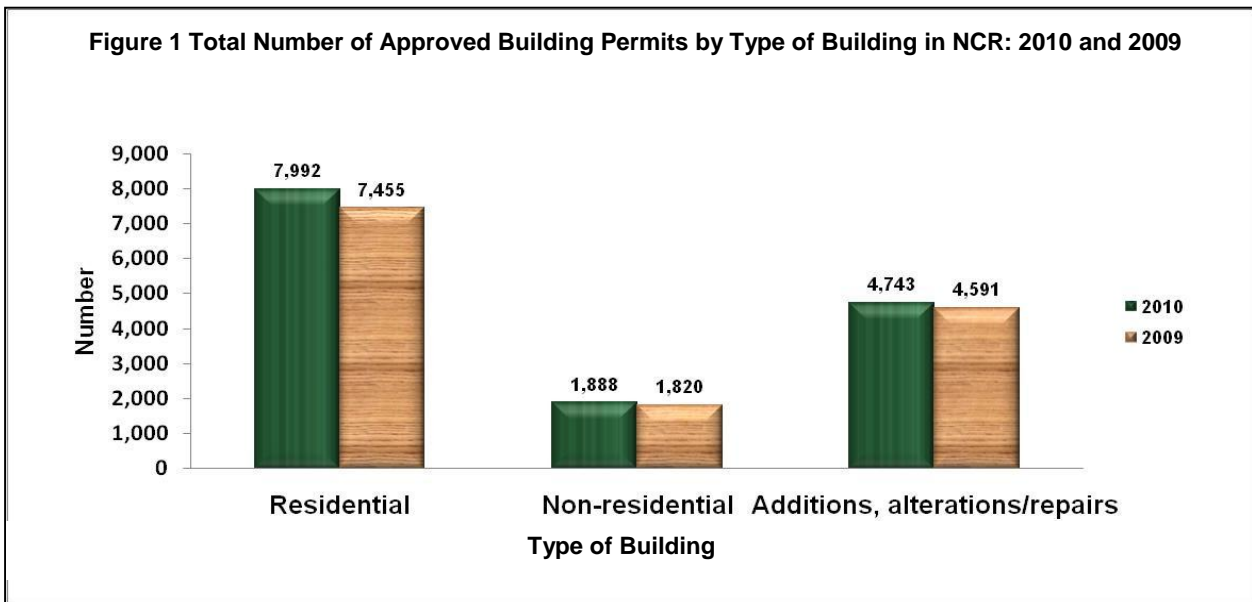
1. The final results show that the total number of approved building permits for residential and non-residential in NCR for the year 2010 was recorded at 14,623, comprising 12.9 percent of the total number of approved building permits for the country at 113, 230.
2. The total floor area for approved building permits for residential and non-residential in NCR for 2010 was estimated at 8.7 million square meters, representing 39.6 percent of the total floor area for the Philippines which was estimated at 22.1 million square meters.
3. Aggregate value of construction for the approved building permits for residential and non-residential was estimated at ₱99.5 billion for 2010 for NCR. This accounted for 49.6 percent of the aggregate value of construction for the Philippines which was recorded at ₱200.3 billion.

Table 1. Summary of Results for Residential and Non-Residential, Philippines and NCR: 2010

Item	Philippines	NCR
Number	113,230	14,623
Floor Area (in square meters)	22,144,087	8,728,525
Value (in ₱1,000)	200,297,164	99,460,928

Source: Industry Statistics Division, NSO

Figure 1 compares the number of approved building permits by type of building in NCR during year 2010 and 2009.



Source: Industry Statistics Division, NSO

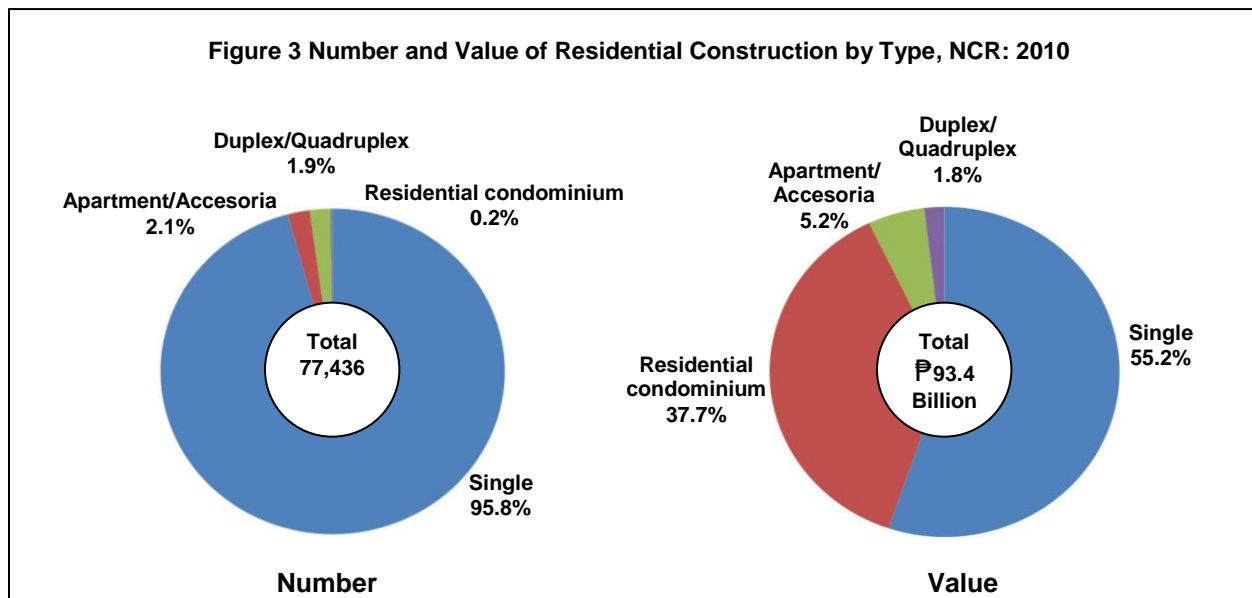
4. The final results show that the total number of approved building permits for single and duplex/quadruplex building in NCR for the year 2010 reached 6,238 or 8.2 percent of the total approved building permits for the Philippines.
5. The total floor area for approved building permits for single and duplex/quadruplex in NCR for 2010 was estimated at 1.2 million square meters, comprising 17.2 percent of the total floor area for approved building permits for the Philippines which was estimated at 7.2 million square meters.
6. Aggregate value of construction for the approved building permits for single and duplex/quadruplex in NCR for 2010 was recorded ₱10.8 billion representing 20.3 percent of the aggregate value of construction for the Philippines which was estimated at ₱53.3 billion.

Table 2. Summary of Results for Single and Duplex/Quadruplex Residential Building, Philippines and NCR: 2010

Item	Philippines	NCR
Number	86,185	7,992
Floor Area (in square meters)	12,196,450	4,727,256
Value (in ₱1,000)	102,943,619	50,946,330

Source: Industry Statistics Division, NSO

Figure 3 presents the percentage distribution of the number and value of residential construction for NCR by type during the year 2010.



Source: Industry Statistics Division, NSO

7. The final results show that the total number of approved building permits for commercial and industrial in NCR for the year 20 was recorded at 1,236, comprising 13.8 percent of the total number of approved building permits for the Philippines which was recorded at 8,955.

8. The total floor area for approved building permits for commercial and industrial in NCR for the year 2010 was estimated at 3.4 million square meters, representing 46.3 percent of the total floor area for approved building permits for the Philippines which was estimated at 7.4 million square meters.
9. Aggregate value of construction for the approved building permits for commercial and industrial was recorded at ₱35.8 billion in NCR. This accounted for 55.1 percent of the aggregate value of construction for the Philippines which was estimated at ₱65.0 billion.

Table 3. Summary of Results for Commercial and Industrial Building, Philippines and NCR: 2010

Item	Philippines	NCR
Number	8,955	1,236
Floor Area (in square meters)	7,410,976	3,434,630
Value (in ₱1,000)	65,040,770	35,810,342

Source: Industry Statistics Division, NSO

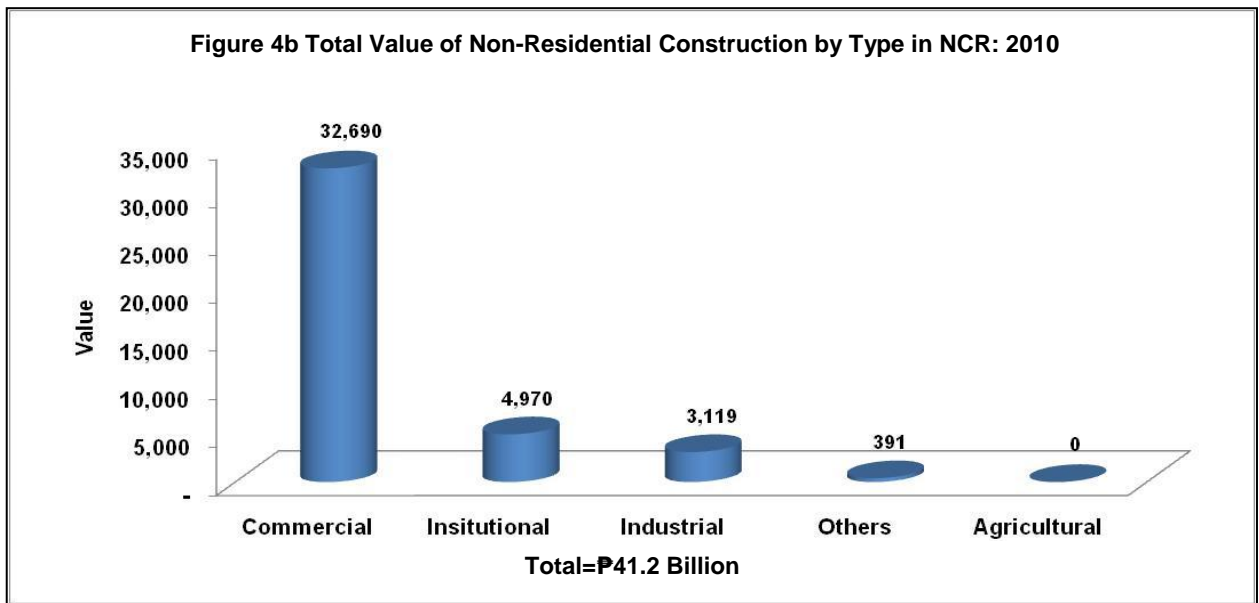
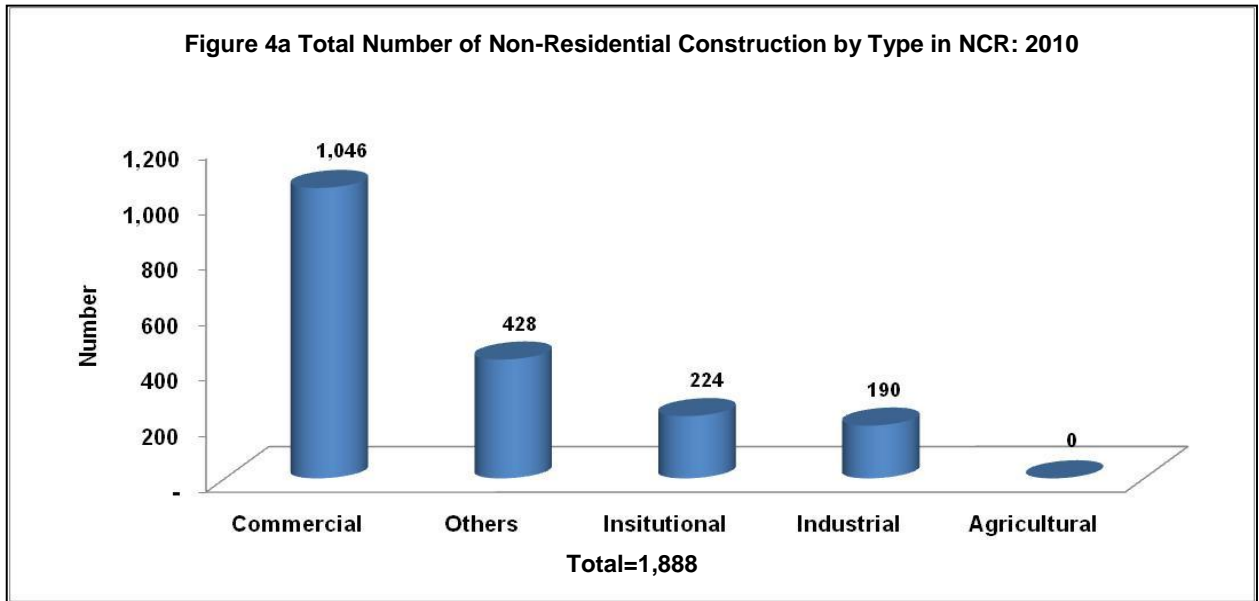
10. The final results show that the total number of approved building permits for banks and hotel/motel in NCR for the year 2010 was recorded at 103, representing 8.7 percent of the total number of approved building permits for the Philippines which was recorded at 1,180.
11. The total floor area for approved building permits for banks and hotel/motel for 2010 in NCR was estimated at 88 thousand square meters, which accounted for 15.6 percent of the total floor area for the Philippines which was estimated at 565 thousand square meters.
12. Aggregate value of construction for the approved building permits for banks and hotel/motel was ₱65.6 million came from NCR for the year 2010, comprising 13.4 percent of the aggregate value of construction for the Philippines which was estimated at ₱4.9 billion.

Table 4. Summary of Results for Banks and Hotel/Motel Building, Philippines and NCR: 2010

Item	Philippines	NCR
Number	1,180	103
Floor Area (in square meters)	565,244	88,050
Value (in ₱1,000)	4,904,845	656,186

Source: Industry Statistics Division, NSO

Figures 4a and 4b presents the number and value non-residential building construction for NCR by type during the year 2010.



Source: Industry Statistics Division, NSO

13. The final results show that the total approved building permits for factory and repair/machine shop for the year 2010 in NCR was recorded at 30, comprising 7.3 percent of the total number of approved building permits for the Philippines which was recorded at 411.
14. The total floor area for approved building permits for factory and repair/machine shop in NCR for the year 2010 was estimated at 40.2 thousand square meters, representing 11.1 percent of the total floor area for the Philippines which was estimated at 363.5 thousand square meters.
15. Aggregate value of construction for the approved building permits for factory and repair/machine shop was ₱603 million in NCR for the year 2010, which accounted for 20.4 percent of the aggregate value of construction for the Philippines which was estimated at ₱2.9 billion.

Table 5. Summary of Results for Factory and Repair/ Machine Shop Building
Philippines and NCR: 2010

Item	Philippines	NCR
Number	411	30
Floor Area (in square meters)	363,470	40,171
Value (in ₱1,000)	2,956,274	603,042

Source: Industry Statistics Division, NSO

Source: **National Statistics Office
Manila, Philippines**

Page last revised: **January 10, 2012**