



SPECIAL RELEASE

FINAL RESULTS PRIVATE BUILDING CONSTRUCTION STATISTICS FOR NCR AND PHILIPPINES FOR THE YEAR 2012

Introduction

The final data series on construction statistics from approved building permits for the National Capital Region (NCR) and Philippines for the year 2012 is presented in this Special Release.

The final data set provides updates to the 2012 Special Releases on construction statistics. The sources of updates are additional approved building permits collected after cut-off dates because of data collection constraints. These additional documents were not yet available for inclusion in the tabulation of data on designated target dates.

The completeness of the number of building permits collected relies on the applications filed and approved by the Local Building Officials (LBOs) in all cities and municipalities nationwide. Building constructions without approved building permits are not included in the statistics presented in this report.

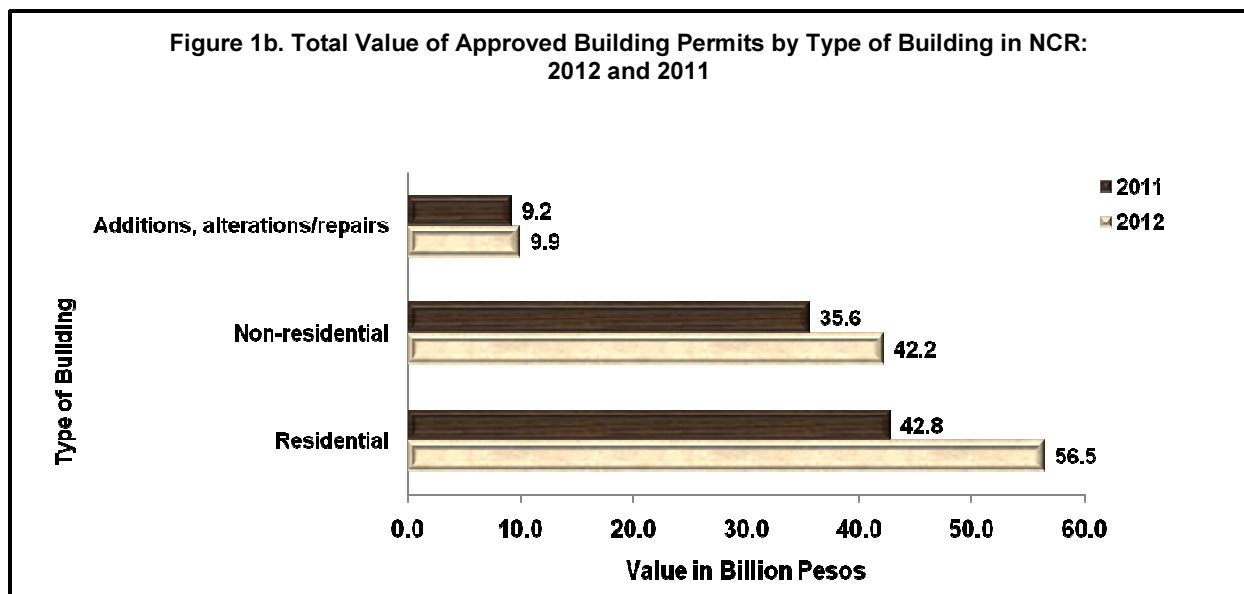
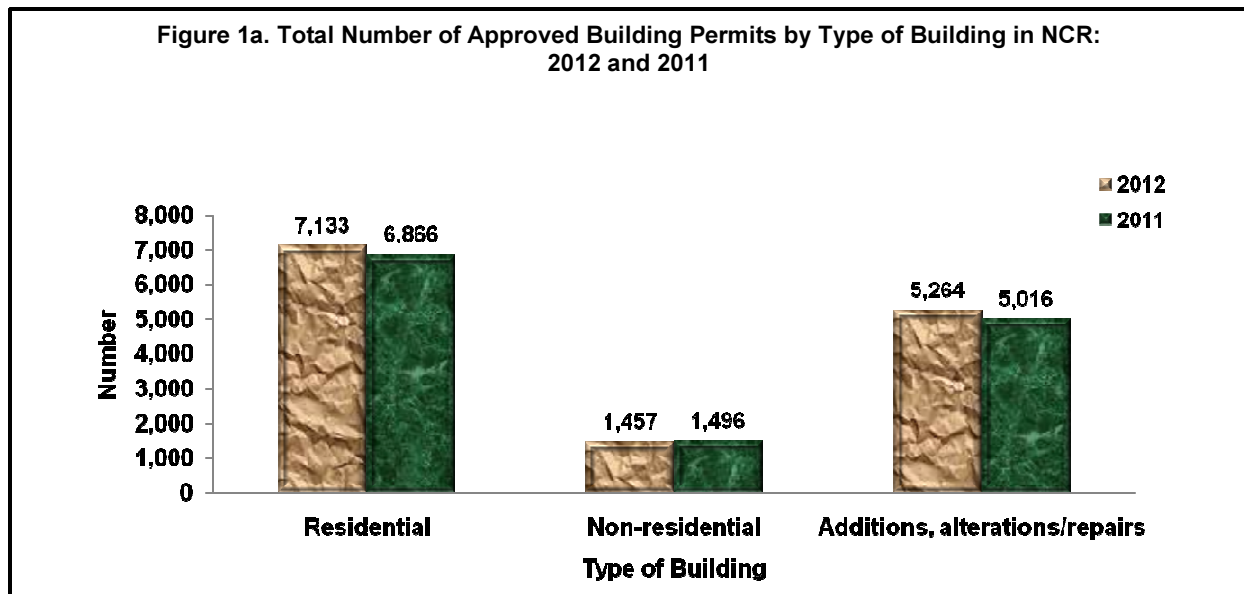
1. The final results show that the total number of approved building permits for residential and non-residential in NCR for the year 2012 was recorded at 8,590, comprising 8.3 percent of the total number of approved building permits for the country at 103,299.
2. The total floor area for approved building permits for residential and non-residential in NCR for 2012 was estimated at 8.4 million square meters, representing 33.4 percent of the total floor area for the Philippines which was estimated at 24.9 million square meters.
3. Aggregate value of construction for the approved building permits for residential and non-residential was estimated at P99.6 billion for 2012 for NCR. This accounted for 41.1 percent of the aggregate value of construction for the Philippines which was recorded at P237.9 billion.

Table 1. Summary of Results for Residential and Non-Residential Building, Philippines and NCR: 2012

Item	Philippines	NCR
Number	103,299	8,590
Floor Area (in square meters)	24,982,529	8,353,292
Value (in P1,000)	237,947,993	99,631,759

Source: Private Construction Statistics, ISD, NSO

Figure 1a and 1b compares the number and total of approved building permits by type of building in NCR during year 2011 and 2012.



Source: Industry Statistics Division, NSO

4. The final results show that the total number of approved building permits for single and duplex/quadplex building in NCR for the year 2012 reached 5,694 or 7.3 percent of the total approved building permits for the Philippines.

5. The total floor area for approved building permits for single and duplex/quadplex in NCR for 2012 was estimated at 1.2 million square meters, comprising 15.9 percent of the total floor area for approved building permits for the Philippines which was estimated at 7.6 million square meters.

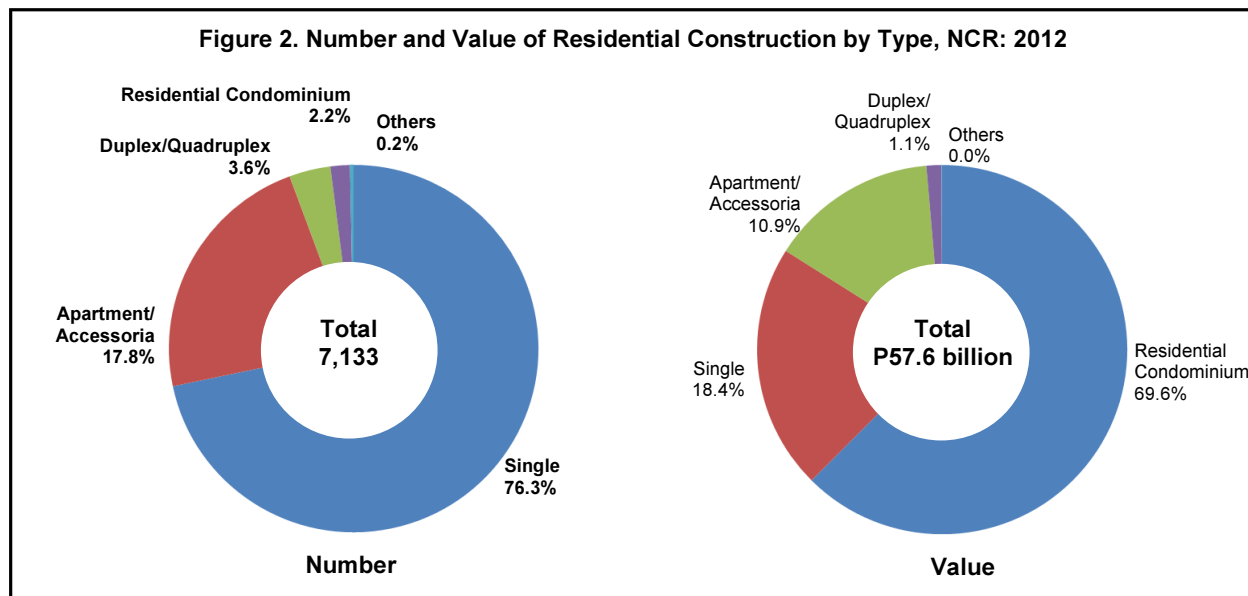
6. Aggregate value of construction for the approved building permits for single and duplex/quadplex in NCR for 2012 was recorded at P11.2 billion representing 18.2 percent of the aggregate value of construction for the Philippines which was estimated at P61.7 billion.

Table 2. Summary of Results for Single and Duplex/Quadruplex Residential Building, Philippines and NCR: 2012

Item	Philippines	NCR
Number	77,858	5,694
Floor Area (in square meters)	7,648,733	1,217,715
Value (in P1,000)	61,699,140	11,208,566

Source: Industry Statistics Division, NSO

Figure 2 presents the percentage distribution of the number and value of residential construction by Type for NCR during the year 2012.



Source: Industry Statistics Division, NSO

7. The final results show that the total number of approved building permits for commercial and industrial type of non-residential building in NCR for the year 2012 was recorded at 1,003, comprising 9.1 percent of the total number of approved building permits for the Philippines which was recorded at 10,984.

8. The total floor area for approved building permits for commercial and industrial type of non-residential building in NCR for the year 2010 was estimated at 3.1 million square meters, representing 34.5 percent of the total floor area for approved building permits for the Philippines which was estimated at 9.0 million square meters.

9. Aggregate value of construction for the approved building permits for commercial and industrial was recorded at P35.8 billion in NCR. This accounted for 41.3 percent of the aggregate value of construction for the Philippines which was estimated at P86.8 billion.

Table 3. Summary of Results for Commercial and Industrial Building, Philippines and NCR: 2012

Item	Philippines	NCR
Number	10,984	1,003
Floor Area (in square meters)	9,011,038	3,107,495
Value (in P1,000)	86,798,675	35,808,202

Source: Industry Statistics Division, NSO

10. The final results show that the total number of approved building permits for banks and hotel/motel in NCR for the year 2012 was recorded at 83, representing 6.0 percent of the total number of approved building permits for the Philippines which was recorded at 1,383.

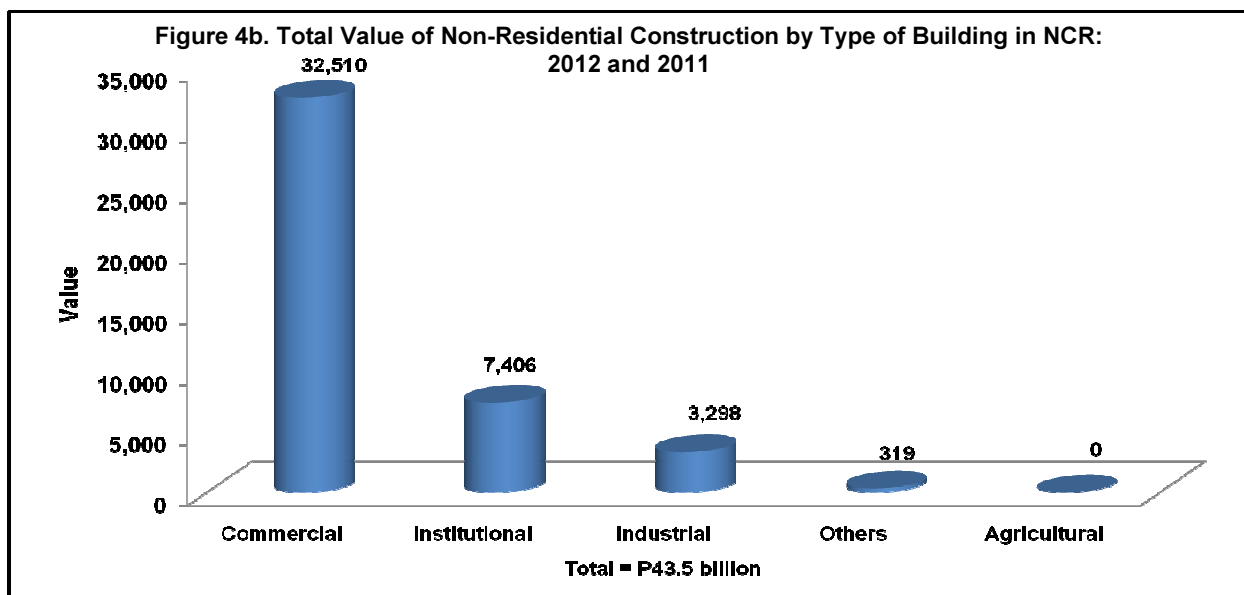
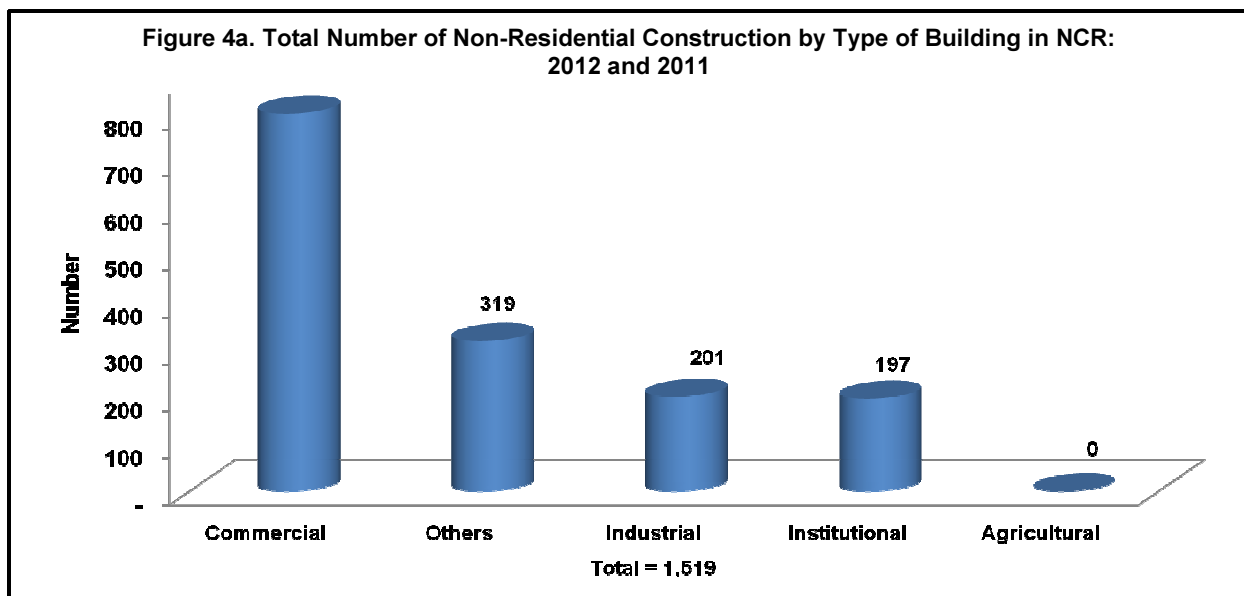
11. The total floor area for approved building permits for banks and hotel/motel for 2012 in NCR was estimated at 355.4 thousand square meters, which accounted for 33.1 percent of the total floor area for the Philippines which was estimated at 1,075.5 thousand square meters.

12. Aggregate value of construction for the approved building permits for banks and hotel/motel was P3.9 billion in NCR for the year 2012, comprising 37.7 percent of the aggregate value of commercial type of non-residential construction for the Philippines which was estimated at P10.4 billion.

Table 4. Summary of Results for Banks and Hotel/Motel Building, Philippines and NCR: 2012

Item	Philippines	NCR
Number	1,392	103
Floor Area (in square meters)	996,587	373,821
Value (in P1,000)	19,711,959	13,355,290

Source: Industry Statistics Division, NSO



Source: Industry Statistics Division, NSO

13. The final results show that the total approved building permits for factory and repair/machine shop for the year 2012 in NCR was recorded at 30, comprising 5.9 percent of the total number of approved building permits for the Philippines which was recorded at 512.

14. The total floor area for approved building permits for factory and repair/machine shop in NCR for the year 2012 was estimated at 26.6 thousand square meters, representing 3.3 percent of the total floor area for the Philippines which was estimated at 815.1 thousand square meters.

15. Aggregate value of construction for the approved building permits for factory and repair/machine shop was P263.8 million in NCR for the year 2012, which accounted for 2.9 percent of the aggregate value of industrial type of non-residential construction for the Philippines which was estimated at P9.2 billion.

Item	Philippines	NCR
Number	512	30
Floor Area (in square meters)	815,133	26,640
Value (in P1,000)	9,205,681	263,827

Source: Industry Statistics Division, NSO

Source: **National Statistics Office
Manila, Philippines**