



REPUBLIC OF THE PHILIPPINES

PHILIPPINE STATISTICS AUTHORITY
NATIONAL CAPITAL REGION

Number: 2015-01

Date Released: February 12, 2015

SPECIAL RELEASE

PRIVATE BUILDING CONSTRUCTION STATISTICS FOR NCR AND PHILIPPINES FOR THE YEAR 2013: Final Results

Introduction

The final data series on construction statistics from approved building permits for the National Capital Region (NCR) and Philippines for the year 2013 is presented in this Special Release.

The final data set provides updates to the 2013 Special Releases on construction statistics. The sources of updates are additional approved building permits collected after cut-off dates because of data collection constraints. These additional documents were not yet available for inclusion in the tabulation of data on designated target dates.

The completeness of the number of building permits collected relies on the applications filed and approved by the Local Building Officials (LBOs) in all cities and municipalities nationwide. Building constructions without approved building permits are not included in the statistics presented in this report.

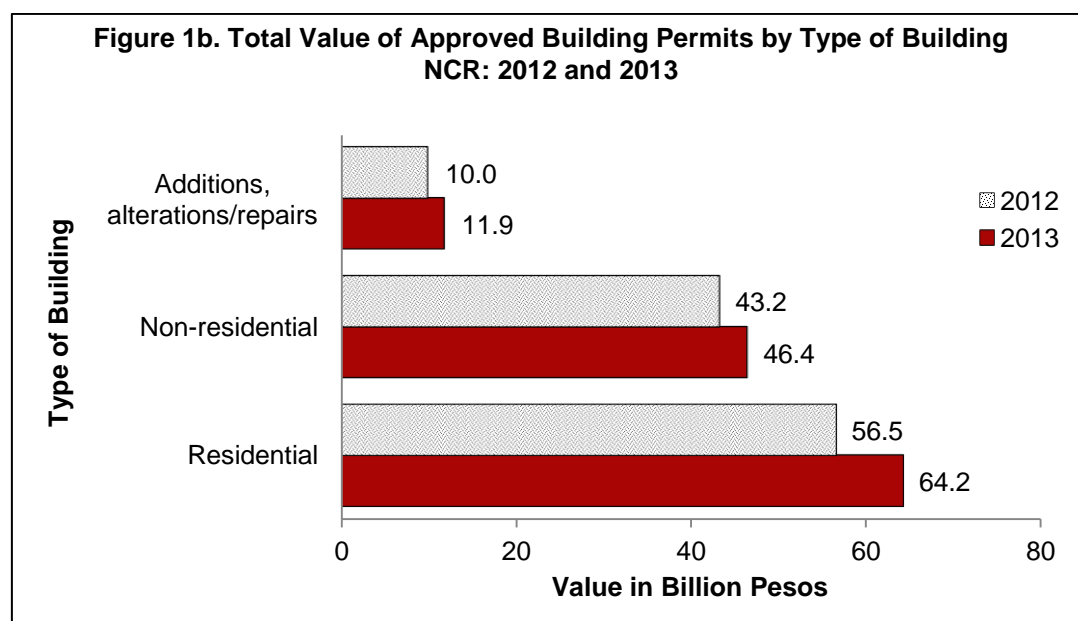
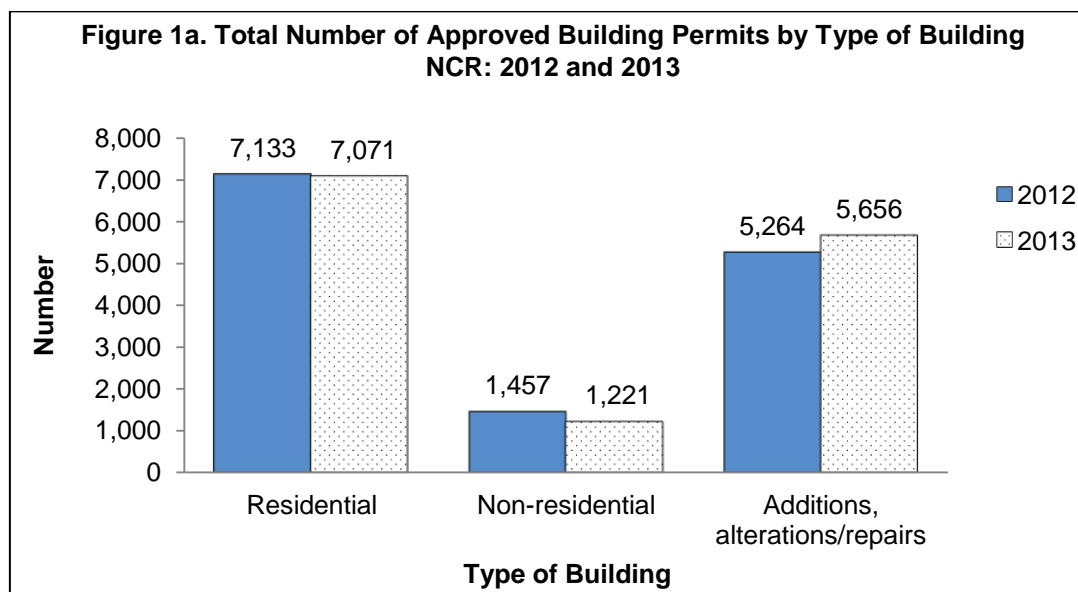
1. The final results show that the total number of approved building permit applications for residential and non-residential in NCR for the year 2013 was recorded at 8,292, comprising 8.1 percent of the total number of approved building permit applications for the country at 102,389.
2. The total floor area for approved building permits for residential and non-residential in NCR for 2013 was estimated at 7.8 million square meters, representing 32.6 percent of the total floor area for the Philippines which was estimated at 24.0 million square meters.
3. Aggregate value of construction for the approved building permits for residential and non-residential was estimated at P110,641 million for 2013 for NCR. This accounted for 41.1 percent of the aggregate value of construction for the Philippines which was recorded at P268,947 million.

Table 1. Summary of Results for Residential and Non-Residential Building, Philippines and NCR: 2013.

Item	Philippines	NCR
Number	102,389	8,292
Floor Area (in square meters)	23,950,648	7,815,124
Value (in P1,000)	268,946,706	110,641,476

Source: *Private Construction Statistics, ISD, PSA-NSO*

Figure 1a and 1b compares the number and total of approved building permits by type of building in NCR during year 2012 and 2013.



Source: Private Construction Statistics, ISD, PSA-NSO

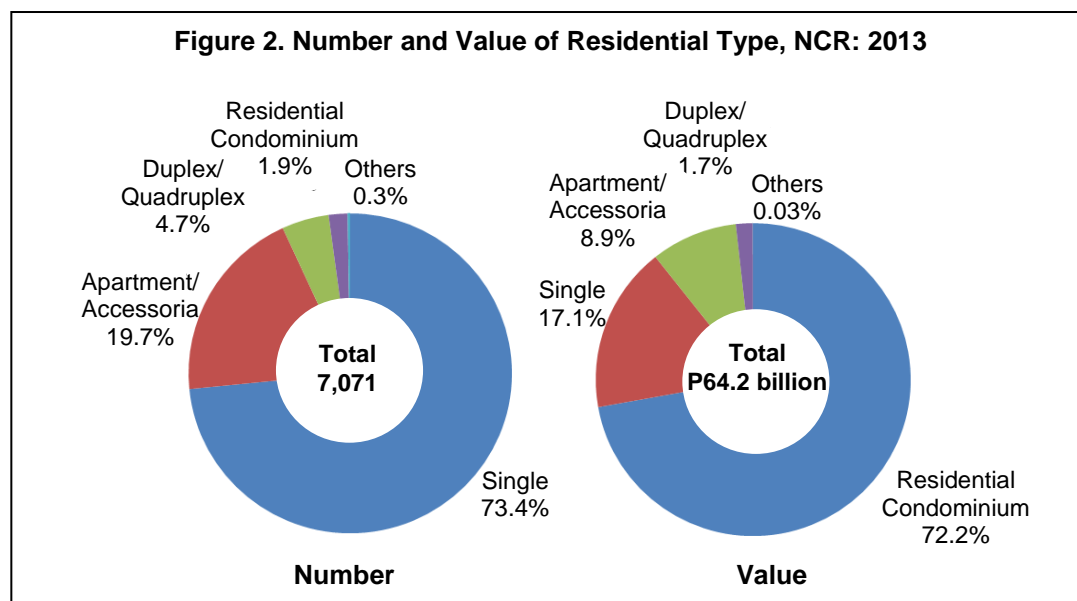
4. Among the number of residential building construction, the total number of approved building permit applications for single and duplex/quadruplex building in NCR shows the final result for the year 2013 reached 5,527 or 7.1 percent of the total approved building permit applications for the Philippines.
5. The total floor area for approved building permits for single and duplex/quadruplex in NCR for 2013 was estimated at 1.2 million square meters, comprising 16.1 percent of the total floor area for approved building permits for the Philippines which was estimated at 7.6 million square meters.
6. Aggregate value of construction for all approved building permits for single and duplex/quadruplex in NCR for 2013 was recorded at P12,123 million representing 19.2 percent of the aggregate value of construction for the Philippines which was estimated at P63,172 million.

Table 2. Summary of Results for Single and Duplex/Quadruplex Residential Building, Philippines and NCR: 2013.

Item	Philippines	NCR
Number	77,417	5,527
Floor Area (in square meters)	7,560,980	1,216,083
Value (in P1,000)	63,172,757	12,122,601

Source: Industry Statistics Division, PSA-NSO

Figure 2 presents the percentage distribution of the number and value of residential construction by Type for NCR during the year 2013.



7. Among the number of non-residential construction, the total number of approved building permit applications for commercial and industrial type of building in NCR shows the final result for the year 2013 was recorded at 863, comprising 8.3 percent of the total number of approved building permit applications for the Philippines which was recorded at 10,411.
8. The total floor area for approved building permits for commercial and industrial type of non-residential building in NCR for the year 2013 was estimated at 2.7 million square meters, representing 31.7 percent of the total floor area for approved building permits for the Philippines which was estimated at 8.4 million square meters.
9. Aggregate value of construction for the approved building permits for commercial and industrial was recorded at P42,908 million in NCR. This accounted for 37.6 percent of the aggregate value of construction for the Philippines which was estimated at P114,134 million.

Table 3. Summary of Results for Commercial and Industrial Building, Philippines and NCR: 2013.

Item	Philippines	NCR
Number	10,411	863
Floor Area (in square meters)	8,402,118	2,667,443
Value (in P1,000)	114,134,627	42,907,846

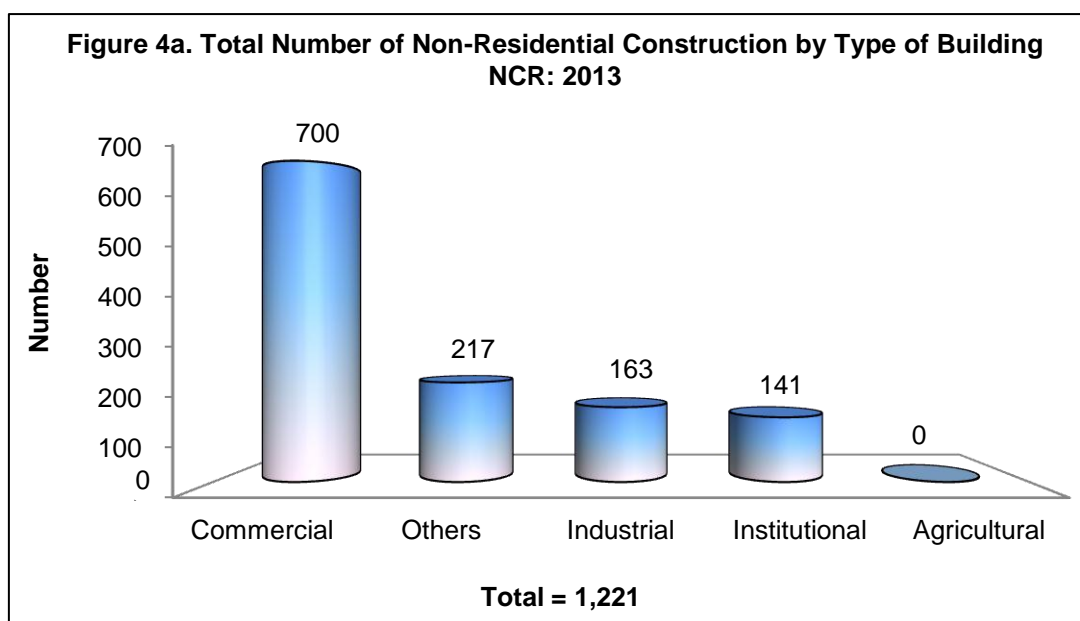
Source: Industry Statistics Division, PSA-NSO

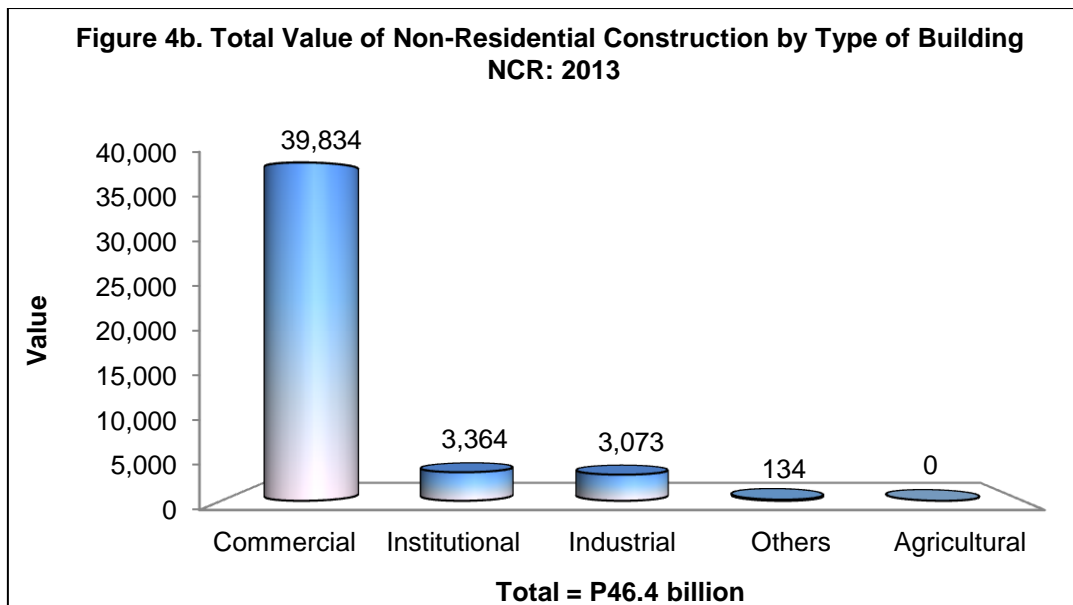
10. Among the number of commercial building construction, the total number of approved building permit applications for banks and hotel/motel in NCR shows the final result for the year 2013 was recorded at 63, representing 5.4 percent of the total number of approved building permit applications for the Philippines which was recorded at 1,167.
11. The total floor area for approved building permits for banks and hotel/motel for 2013 in NCR was estimated at 0.7 million square meters, which accounted for 51.0 percent of the total floor area for the Philippines which was estimated at 1.5 million square meters.
12. Aggregate value of construction for the approved building permits for banks and hotel/motel was P17,188 million in NCR for the year 2013, comprising 66.5 percent of the aggregate value of commercial type of non-residential construction for the Philippines which was estimated at P25,736 million.

Table 4. Summary of Results for Banks and Hotel/Motel Building, Philippines and NCR: 2013.

Item	Philippines	NCR
Number	1,167	63
Floor Area (in square meters)	1,463,993	747,188
Value (in P1,000)	25,736,482	17,118,133

Source: Industry Statistics Division, PSA-NSO





13. Among the number of industrial building construction, the final results show that the total approved building permit applications for factory and repair/machine shop for the year 2013 in NCR was recorded at 18, comprising 3.7 percent of the total number of approved building permit applications for the Philippines which was recorded at 482.
14. The total floor area for approved building permits for factory and repair/machine shop in NCR for the year 2013 was estimated at 0.05 million square meters, representing 6.8 percent of the total floor area for the Philippines which was estimated at 0.7 million square meters.
15. Aggregate value of construction for the approved building permits for factory and repair/machine shop was P694.0 million in NCR for the year 2013, which accounted for 8.6 percent of the aggregate value of industrial type of non-residential construction for the Philippines which was estimated at P8,083 million.

Table 5. Summary of Results for Factory and Repair/Machine Shop, Philippines and NCR: 2013.

Item	Philippines	NCR
Number	482	18
Floor Area (in square meters)	728,095	49,183
Value (in P1,000)	8,083,656	694,022

Source: Industry Statistics Division, PSA-NSO

Source: **Philippine Statistics Authority
Manila, Philippines**