



REPUBLIC OF THE PHILIPPINES

PHILIPPINE STATISTICS AUTHORITY

NATIONAL CAPITAL REGION

Number: 2016-01

Date Released: January 28, 2016

SPECIAL RELEASE

PRIVATE BUILDING CONSTRUCTION STATISTICS FOR NCR AND PHILIPPINES FOR THE YEAR 2014: Final Results

Introduction

The final data series on construction statistics from approved building permits for the National Capital Region (NCR) and Philippines for the year 2014 is presented in this Special Release.

The final data set provides updates to the 2014 Special Releases on construction statistics. The sources of updates are additional approved building permits collected after cut-off dates because of data collection constraints. These additional documents were not yet available for inclusion in the tabulation of data on designated target dates.

The completeness of the number of building permits collected relies on the applications filed and approved by the Local Building Officials (LBOs) in all cities and municipalities nationwide. Building constructions without approved building permits are not included in the statistics presented in this report.

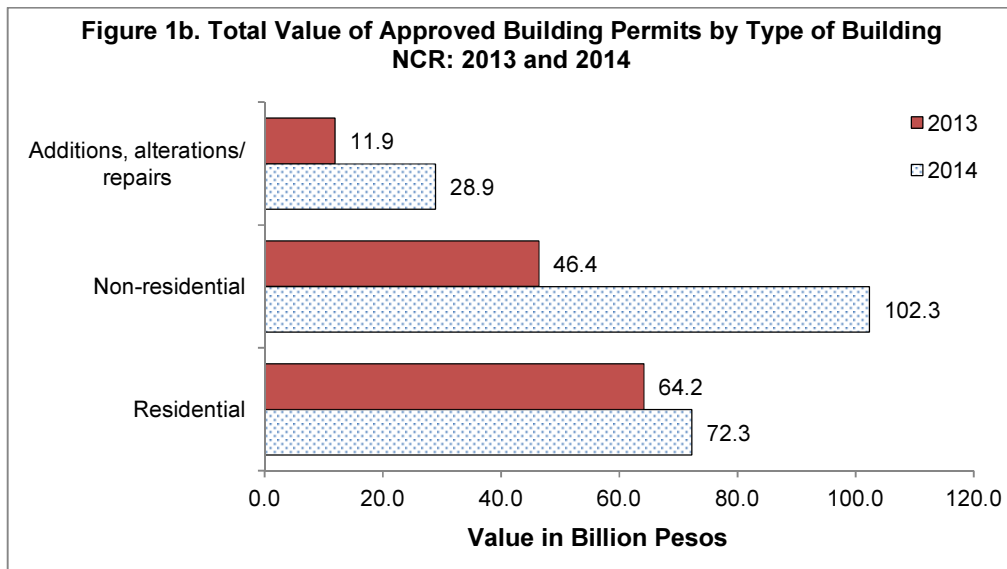
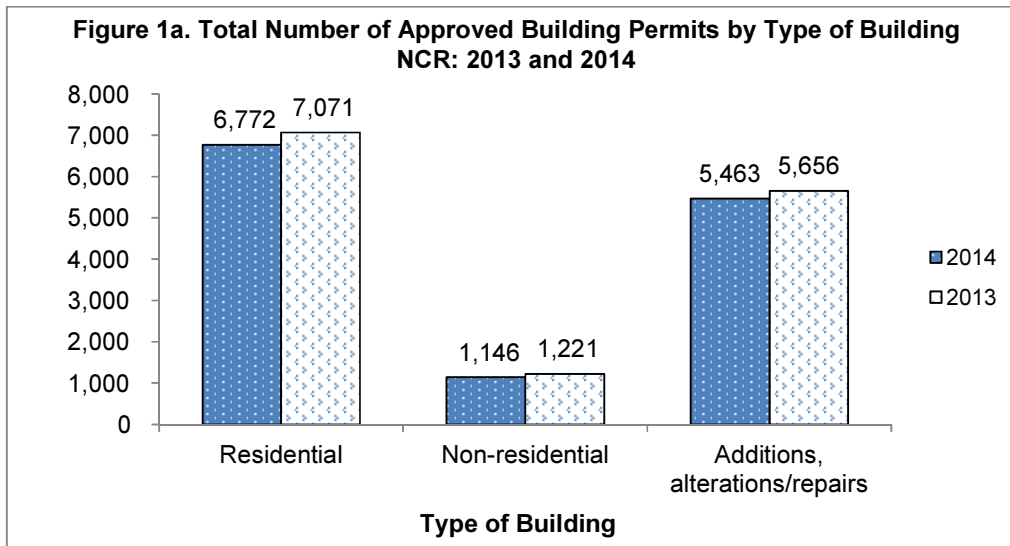
1. The final results show that the total number of approved building permit applications for residential and non-residential in NCR for the year 2014 was recorded at 7,918, comprising 7.5 percent of the total number of approved building permit applications for the country at 105,392.
2. The total floor area for approved building permits for residential and non-residential in NCR for 2014 was estimated at 9.9 million square meters, representing 35.7 percent of the total floor area for the Philippines which was estimated at 27.7 million square meters.
3. Aggregate value of construction for the approved building permits for residential and non-residential was estimated at P174,614 million for 2014 for NCR. This accounted for 51.7 percent of the aggregate value of construction for the Philippines which was recorded at P337,629 million.

Table 1. Summary of Results for Residential and Non-Residential Building, Philippines and NCR: 2014.

Item	Philippines	NCR
Number	105,392	7,918
Floor Area (in square meters)	27,747,448	9,894,124
Value (in P1,000)	337,628,910	174,613,524

Source: Private Construction Statistics, ISD, Philippine Statistics Authority

Figure 1a and 1b compares the number and total of approved building permits by type of building in NCR during year 2013 and 2014.



Source: Private Construction Statistics, ISD, Philippine Statistics Authority

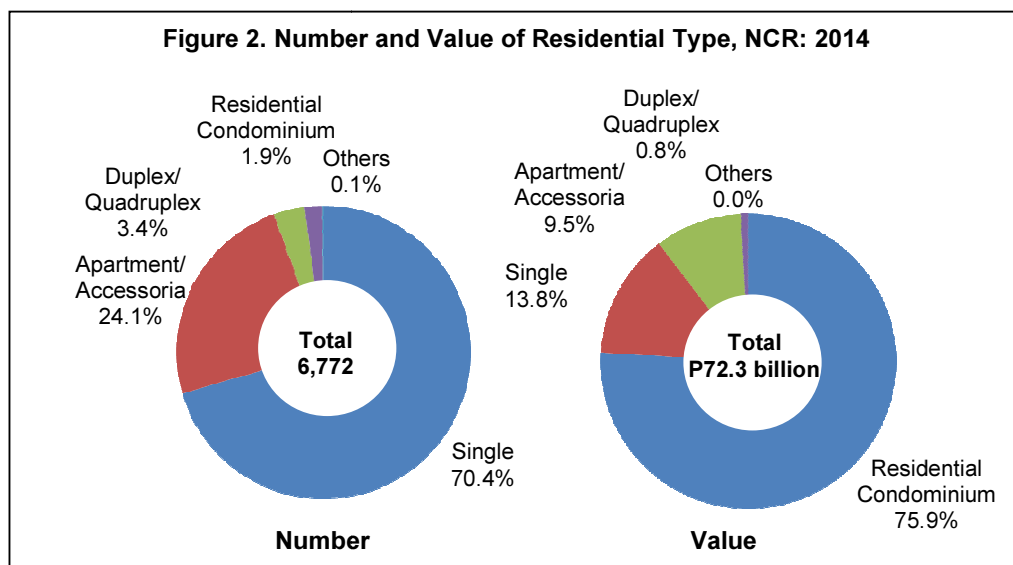
4. Among the number of residential building construction, the total number of approved building permit applications for single and duplex/quadruplex building in NCR shows the final result for the year 2014 reached 5,000 or 6.3 percent of the total approved building permit applications for the Philippines.
5. The total floor area for approved building permits for single and duplex/quadruplex in NCR for 2014 was estimated at 1.0 million square meters, comprising 13.5 percent of the total floor area for approved building permits for the Philippines which was estimated at 7.7 million square meters.
6. Aggregate value of construction for all approved building permits for single and duplex/quadruplex in NCR for 2014 was recorded at P10,538 million representing 16.0 percent of the aggregate value of construction for the Philippines which was estimated at P65,887 million.

Table 2. Summary of Results for Single and Duplex/Quadruplex Residential Building, Philippines and NCR: 2014.

Item	Philippines	NCR
Number	79,486	5,000
Floor Area (in square meters)	7,673,569	1,037,899
Value (in P1,000)	65,886,746	10,538,214

Source: Industry Statistics Division, Philippine Statistics Authority

Figure 2 presents the percentage distribution of the number and value of residential construction by Type for NCR during the year 2014.



7. Among the number of non-residential construction, the total number of approved building permit applications for commercial and industrial type of building in NCR shows the final result for the year 2014 was recorded at 956, comprising 8.5 percent of the total number of approved building permit applications for the Philippines which was recorded at 11,193.
8. The total floor area for approved building permits for commercial and industrial type of non-residential building in NCR for the year 2014 was estimated at 4.0 million square meters, representing 39.3 percent of the total floor area for approved building permits for the Philippines which was estimated at 10.1 million square meters.
9. Aggregate value of construction for the approved building permits for commercial and industrial was recorded at P95,508 million in NCR. This accounted for 60.1 percent of the aggregate value of construction for the Philippines which was estimated at P159,032 million.

Table 3. Summary of Results for Commercial and Industrial Building, Philippines and NCR: 2014.

Item	Philippines	NCR
Number	11,193	956
Floor Area (in square meters)	10,130,828	3,980,278
Value (in P1,000)	159,031,952	95,507,999

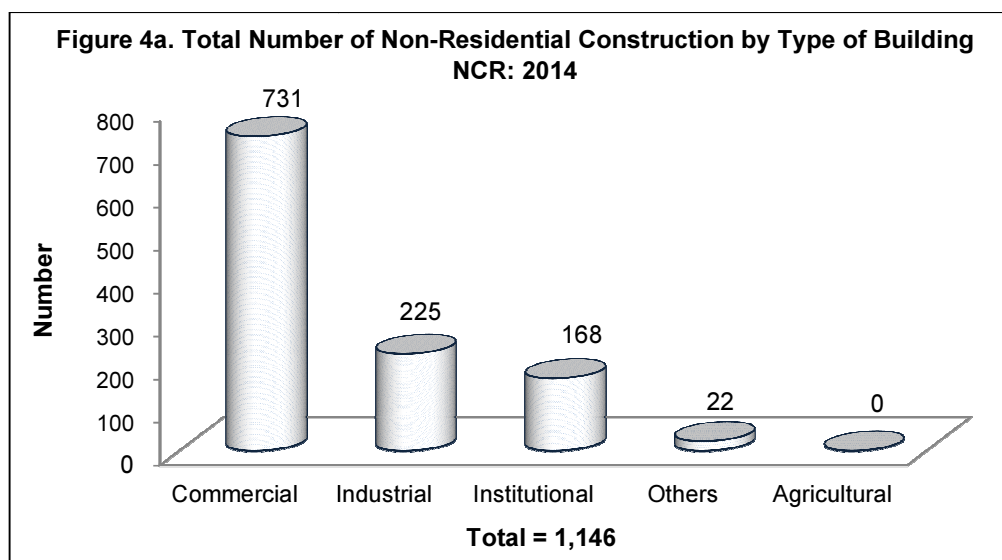
Source: Industry Statistics Division, Philippine Statistics Authority

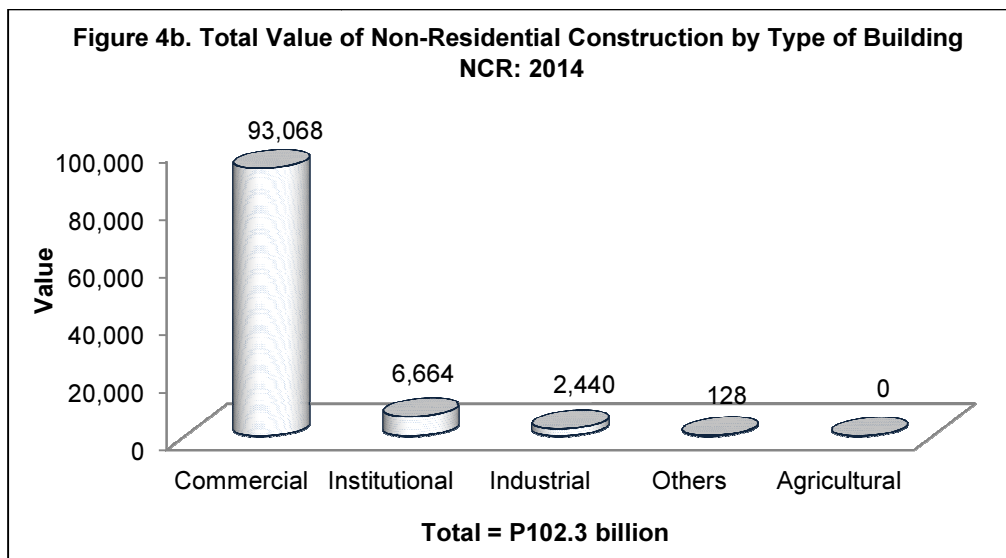
10. Among the number of commercial building construction, the total number of approved building permit applications for banks and hotel/motel in NCR shows the final result for the year 2014 was recorded at 80, representing 6.2 percent of the total number of approved building permit applications for the Philippines which was recorded at 1,281.
11. The total floor area for approved building permits for banks and hotel/motel for 2014 in NCR was estimated at 1.5 million square meters, which accounted for 58.9 percent of the total floor area for the Philippines which was estimated at 2.5 million square meters.
12. Aggregate value of construction for the approved building permits for banks and hotel/motel was P64,949 million in NCR for the year 2014, comprising 85.8 percent of the aggregate value of commercial type of non-residential construction for the Philippines which was estimated at P75,707 million.

Table 4. Summary of Results for Banks and Hotel/Motel Building, Philippines and NCR: 2014.

Item	Philippines	NCR
Number	1,281	80
Floor Area (in square meters)	2,524,109	1,486,258
Value (in P1,000)	75,706,510	64,948,762

Source: Industry Statistics Division, Philippine Statistics Authority





13. Among the number of industrial building construction, the final results show that the total approved building permit applications for factory and repair/machine shop for the year 2014 in NCR was recorded at 32, comprising 6.0 percent of the total number of approved building permit applications for the Philippines which was recorded at 530.
14. The total floor area for approved building permits for factory and repair/machine shop in NCR for the year 2014 was estimated at 0.03 million square meters, representing 3.5 percent of the total floor area for the Philippines which was estimated at 0.9 million square meters.
15. Aggregate value of construction for the approved building permits for factory and repair/machine shop was P309.9 million in NCR for the year 2014, which accounted for 1.9 percent of the aggregate value of industrial type of non-residential construction for the Philippines which was estimated at P16,603 million.

Table 5. Summary of Results for Factory and Repair/Machine Shop, Philippines and NCR: 2014.

Item	Philippines	NCR
Number	530	32
Floor Area (in square meters)	887,419	31,197
Value (in P1,000)	16,602,896	309,852

Source: Industry Statistics Division, Philippine Statistics Authority

Source: **Philippine Statistics Authority
Manila, Philippines**