

## Children 5 to 17 Years Old , by Region Whether Working or Not Working: 2011

Region	Children 5 to 17 Years Old Population			
	Number (In thousands)	% to Total		
		Total	Working	Not Working
<b>Philippines</b>	<b>29,019</b>	<b>100.0</b>	<b>18.9</b>	<b>81.1</b>
<b>NCR</b>	<b>3,078</b>	<b>100.0</b>	<b>9.2</b>	<b>90.8</b>
CAR	509	100.0	19.0	81.0
Region I-Ilocos Region	1,553	100.0	15.7	84.3
Region II-Cagayan Valley	951	100.0	21.3	78.7
Region III-Central Luzon	2,935	100.0	16.6	83.4
Region IVA-CALABARZON	3,442	100.0	14.4	85.6
Region IVB-MIMAROPA	1,096	100.0	25.2	74.8
Region V-Bicol	2,091	100.0	22.6	77.4
Region VI-Western Visayas	2,278	100.0	20.2	79.8
Region VII-Central Visayas	2,119	100.0	23.4	76.6
Region VIII-Eastern Visayas	1,594	100.0	24.0	76.0
Region IX-Zamboanga Peninsula	1,167	100.0	26.0	74.0
Region X-Northern Mindanao	1,371	100.0	29.6	70.4
Region XI-Davao	1,329	100.0	20.6	79.4
Region XII-SOCCSKSARGEN	1,301	100.0	22.2	77.8
Region XIII-Caraga	851	100.0	22.1	77.9
ARMM	1,353	100.0	9.9	90.1

Source: 2011 Survey on Children (Preliminary Results), PSA-NSO

For more inquiries, please contact:

**Ms. LOURDES V. HOMECILLO**

Regional Director, PSA-NCR

E-mail: [L.Homecillo@census.gov.ph](mailto:L.Homecillo@census.gov.ph)



Telephone No.: (02)714-1721


Telefax No.: (02)716-4921

For more information, please visit our websites at:

<http://www.census.gov.ph>

<http://nso-ncr.ph>





**Philippine Statistics Authority**  
National Capital Region



**QUICKSTAT**  
*for*  
**Children**

September 2014

This quickstat for children (below 18 years old) contains data on Vital Statistics, 2010 Census of Population and Housing, 2011 Survey on Children, and other statistical data on children. All statistics presented are the results of various censuses and surveys conducted, and from administrative forms processed by the PSA.

### Household Population of Children , Philippines and NCR: 2010

Region	2010 Household Population of Children (below 18 years old)		
	Both Sexes	Male	Female
<b>Philippines</b>	<b>39,584,296</b>	<b>18,844,752</b>	<b>17,739,544</b>
<b>NCR</b>	<b>4,100,320</b>	<b>2,100,083</b>	<b>2,000,237</b>
City of Manila	563,112	287,516	275,596
<b>NCR- Second District</b>	<b>1,470,758</b>	<b>753,494</b>	<b>717,264</b>
City of Mandaluyong	103,368	53,755	49,613
City of Marikina	142,718	72,991	69,727
City of Pasig	228,003	116,899	111,104
Quezon City	962,306	493,022	469,284
City of San Juan	34,363	16,827	17,536
<b>NCR- Third District</b>	<b>988,555</b>	<b>507,168</b>	<b>481,387</b>
Kalookan City	559,038	286,237	272,801
City of Malabon	127,109	65,257	61,852
City of Valenzuela	95,857	49,401	46,456
Navotas City	206,551	106,273	100,278
<b>NCR- Fourth District</b>	<b>1,077,999</b>	<b>551,667</b>	<b>526,332</b>
City of Las Piñas	192,573	98,382	94,191
City of Makati	154,767	78,434	76,333
City of Muntinlupa	150,034	76,961	73,073
City of Parañaque	195,657	101,486	94,171
Pasay City	129,422	65,869	63,553
City of Taguig	233,237	118,951	114,286
Pateros	22,309	11,584	10,725

Source: 2010 Census of Population and Housing, PSA-NSO

**Household Population 5 to 17 years old by Highest Grade/Year Completed, NCR: 2010**

Region	Household Population 5 years old and Over	Age (in years)					
		5	6	7	8	9	10
<b>NCR</b>	<b>2,928,355</b>	<b>230,899</b>	<b>227,593</b>	<b>226,754</b>	<b>218,379</b>	<b>238,187</b>	<b>237,352</b>
No Grade Completed	171,489	117,897	32,545	8,064	3,226	2,271	1,453
Pre-school	324,375	112,931	170,432	31,560	5,239	1,977	865
Elementary	1,467,492	-	24,572	187,065	209,849	233,870	234,967
High School	842,540	-	-	-	-	-	-
Post Secondary	3,086	-	-	-	-	-	-
College Undergraduate	99,545	-	-	-	-	-	-
Academic Degree Holder	-	-	-	-	-	-	-
Post Baccalaureate	-	-	-	-	-	-	-
Not Stated	19,828	71	44	65	65	69	67

Region	Age (in years)						
	11	12	13	14	15	16	17
<b>NCR</b>	<b>215,971</b>	<b>228,447</b>	<b>219,680</b>	<b>217,721</b>	<b>214,499</b>	<b>218,593</b>	<b>234,280</b>
No Grade Completed	1,019	906	898	887	846	792	685
Pre-school	380	239	178	148	147	163	116
Elementary	214,489	206,693	68,685	31,404	21,721	17,650	16,527
High School	-	19,988	149,227	185,042	189,235	175,927	123,121
Post Secondary	-	-	-	-	184	414	2,488
College Undergraduate	-	-	-	-	-	12,379	87,166
Academic Degree Holder	-	-	-	-	-	-	-
Post Baccalaureate	-	-	-	-	-	-	-
Not Stated	83	621	692	240	2,366	11,268	4,177

Source: 2010 Census of population and Housing, PSA-NSO

**Number and Percent Distribution of Children 5 to 7 years old who were engaged in Hazardous Labor, Philippines: 2011**

Region	Number (In thousand)	Percent
<b>Philippines</b>	<b>2,293</b>	<b>100.0</b>
<b>Sex</b>		
Boys	1,999	66.8
Girls	994	33.2
<b>Age Group</b>		
5-9	187	6.2
10-14	1,327	44.3
15-17	1,479	49.4
<b>National Capital Region</b>	<b>134</b>	<b>4.5</b>
Cordillera Administrative Region	70	2.3
Region I-Ilocos Region	143	4.8
Region II-Cagayan Valley	137	4.6
Region III-Central Luzon	316	10.6
Region IVA-CALABARZON	203	6.8
Region IVB-MIMAROPA	170	5.7
Region V-Bicol	304	10.2
Region VI-Western Visayas	255	8.5
Region VII-Central Visayas	219	7.3
Region VIII-Eastern Visayas	213	7.1
Region IX-Zamboanga Peninsula	131	4.4
Region X-Northern Mindanao	246	8.2
Region XI-Davao	114	3.8
Region XII-SOCCSKSARGEN	163	5.4
Region XIII-Caraga	90	3
Autonomous Region in Muslim Mindanao	84	2.8

Source: 2011 Survey on Children (Preliminary Results), PSA-NSO

**Top 10 Most Common Names Among Males and Females, Philippines: 2005**

Males	Total	Females	Total
1. Joshua	7,758	1. Angel	4,722
2. John Paul	7,389	2. Angelica	4,385
3. Christian	6,747	3. Nicole	3,603
4. Justine	5,821	4. Angela	3,283
5. John Mark	4,758	5. Mary Joy	2,579
6. John Lloyd	3,980	6. Mariel	2,479
7. Jerome	3,783	7. Jasmine	2,299
8. Adrian	3,750	8. Mary Grace	2,230
9. John Michael	3,609	9. Kimberly	2,088
10. Angelo	3,595	10. Stephanie	2,024

Source: Vital Statistics Division, PSA-NSO